

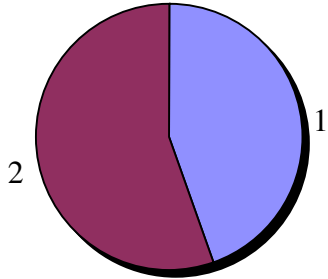
Survey on the Needs of Residents of the City of North Miami Beach

Creation Date: 3/27/2010

Time Interval: 3/27/2010 to 3/27/2010

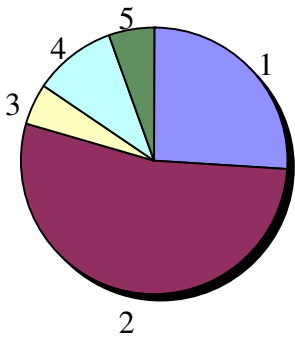
Total Respondents: 210

Sex (Sexo)



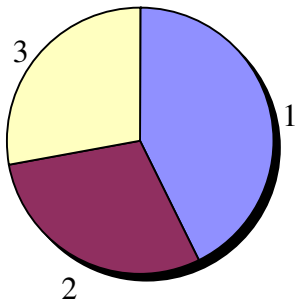
1. Male (Masculino)	86	45%
2. Female (Femenino)	107	55%
Total Responses:	193	
Mean: 1.55	Standard Deviation: 0.50	

Marital Status (Estado civil)



1. Single (Soltero/a)	52	26%
2. Married (Casado/a)	107	54%
3. Separated (Separado/a)	10	5%
4. Divorced (Divorciado/a)	20	10%
5. Widowed (Viudo/a)	11	6%
Total Responses:	200	
Mean: 2.15	Standard Deviation: 1.09	

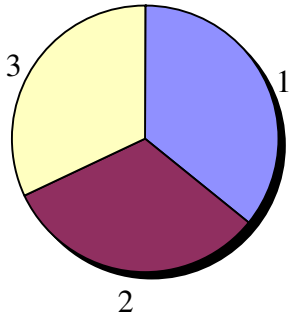
English (Ingles)



1. Speak (Habla)	135	43%
2. Read (Lee)	93	29%
3. Write (Escribe)	88	28%
Total Responses:	316	

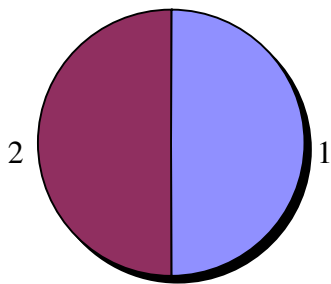
Survey on the Needs of Residents of the City of North Miami Beach

Spanish (Español)



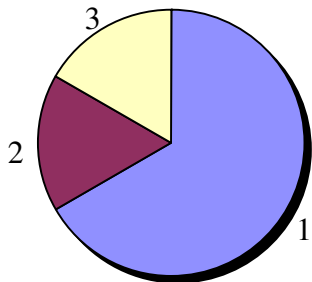
1. Speak (Habla)	207	36%
2. Read (Lee)	186	32%
3. Write (Escribe)	185	32%
Total Responses:	578	

Chinese (Chino)



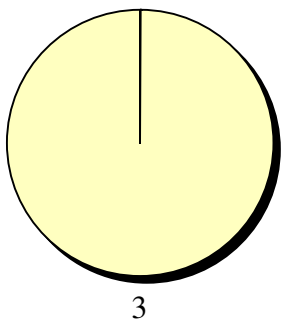
1. Speak (Habla)	1	50%
2. Read (Lee)	1	50%
3. Write (Escribe)	0	0%
Total Responses:	2	

French (Francés)



1. Speak (Habla)	4	67%
2. Read (Lee)	1	17%
3. Write (Escribe)	1	17%
Total Responses:	6	

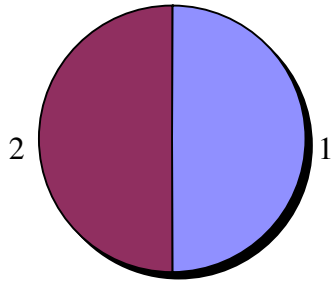
Creole



1. Speak (Habla)	0	0%
2. Read (Lee)	0	0%
3. Write (Escribe)	1	100%
Total Responses:	1	

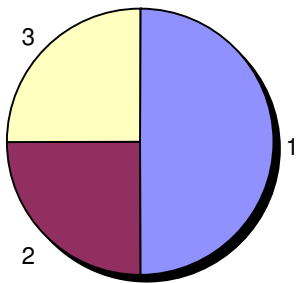
Survey on the Needs of Residents of the City of North Miami Beach

Russian (Ruso)



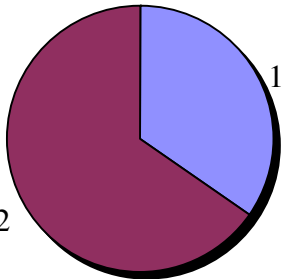
1. Speak (Habla)	1	50%
2. Read (Lee)	1	50%
3. Write (Escribe)	0	0%
Total Responses:	2	

Language Skills



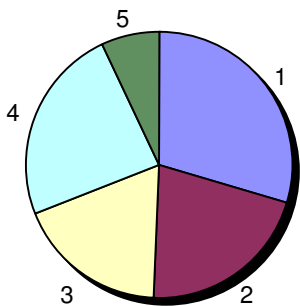
1. Speak (Habla)	4	50%
2. Read (Lee)	2	25%
3. Write (Escribe)	2	25%
Total Responses:	8	

Do you have any Health Insurance? (¿Tiene algún tipo de seguro de salud?)



1. Yes (Si)	71	35%
2. No (No)	134	65%
Total Responses:	205	
Mean: 1.65	Standard Deviation: 0.48	

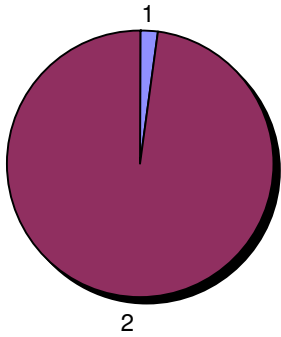
Insurance coverage type (Tipo de cobertura de seguro)



1. Private Insurance (Seguro privado)	21	30%
2. Work Insurance (Seguro de trabajo)	15	21%
3. Medicaid	13	18%
4. Medicare	17	24%
5. Other (Otro)	5	7%
Total Responses:	71	

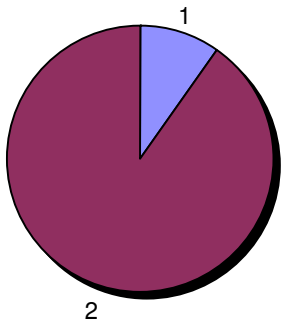
Survey on the Needs of Residents of the City of North Miami Beach

Cancer



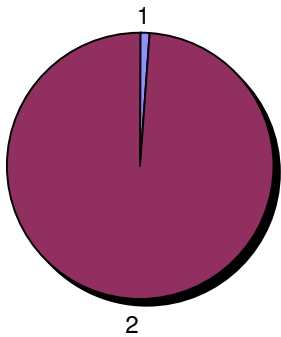
1. Yes (Si) 4 2%
 2. No (No) 184 98%
 Total Responses: 188
 Mean: 1.98 Standard Deviation: 0.14

Diabetes



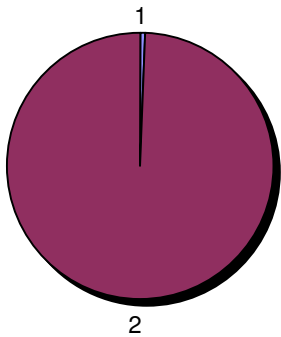
1. Yes (Si) 17 10%
 2. No (No) 157 90%
 Total Responses: 174
 Mean: 1.90 Standard Deviation: 0.30

Mental health



1. Yes (Si) 2 1%
 2. No (No) 177 99%
 Total Responses: 179
 Mean: 1.99 Standard Deviation: 0.11

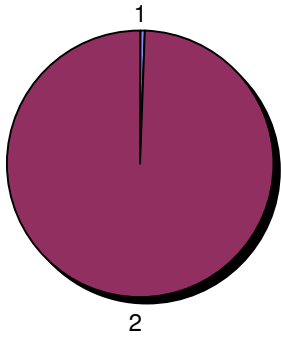
Alcoholism



1. Yes (Si) 1 1%
 2. No (No) 167 99%
 Total Responses: 168
 Mean: 1.99 Standard Deviation: 0.08

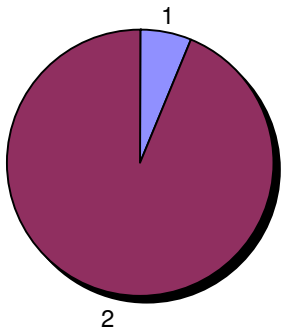
Survey on the Needs of Residents of the City of North Miami Beach

Substance abuse



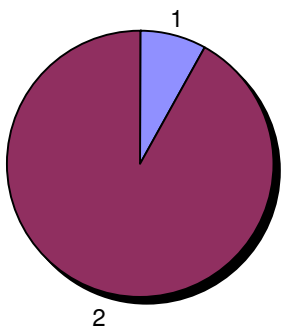
1. Yes (Si)	1	1%
2. No (No)	177	99%
Total Responses:	178	
Mean: 1.99	Standard Deviation: 0.07	

Depression



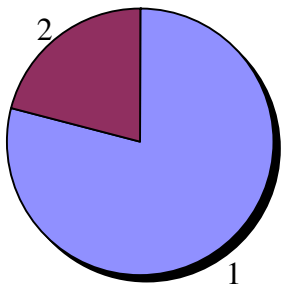
1. Yes (Si)	11	6%
2. No (No)	166	94%
Total Responses:	177	
Mean: 1.94	Standard Deviation: 0.24	

Anxiety



1. Yes (Si)	15	8%
2. No (No)	171	92%
Total Responses:	186	
Mean: 1.92	Standard Deviation: 0.27	

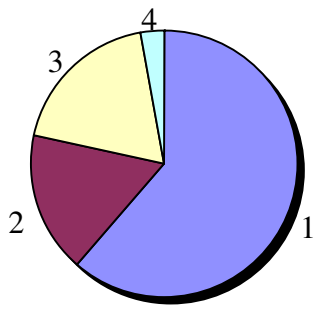
Do you have emotional support? (¿Tiene apoyo emocional?)



1. Yes (Si)	117	79%
2. No (No)	31	21%
Total Responses:	148	
Mean: 1.21	Standard Deviation: 0.41	

Survey on the Needs of Residents of the City of North Miami Beach

If yes please tell us what? (¿Si es si, por favor diganos cual?)



1. Close relatives (Familiares cercanos)	108	61%
2. Friends (Amigos)	30	17%
3. Church (Iglesia)	33	19%
4. Clubs (Clubes)	5	3%
Total Responses:	176	