

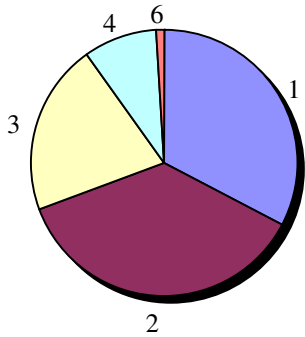
Parent's and Adult's Use

Creation Date: 3/18/2009

Time Interval: 10/17/2008 to 3/16/2009

Total Respondents: 126

1. How many children do you have? *Choose one.*



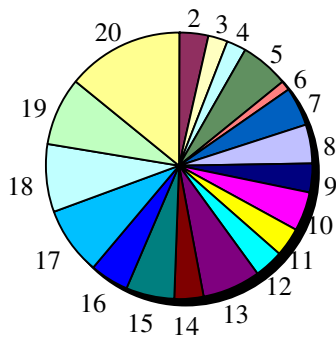
1. 1	33	33%
2. 2	37	37%
3. 3	21	21%
4. 4	9	9%
5. 5	0	0%
6. 6	1	1%
7. 7	0	0%
8. 8	0	0%
9. 9	0	0%

Total Responses:

101

Mean: 2.10 Standard Deviation: 1.02

2. How old are your children? *Choose all that apply.*



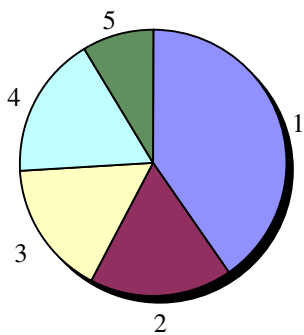
1. 1	0	0%	11. 11	3	4%
2. 2	3	4%	12. 12	3	4%
3. 3	2	2%	13. 13	6	7%
4. 4	2	2%	14. 14	3	4%
5. 5	5	6%	15. 15	5	6%
6. 6	1	1%	16. 16	4	5%
7. 7	4	5%	17. 17	7	8%
8. 8	4	5%	18. 18	7	8%
9. 9	3	4%	19. 19	7	8%
10. 10	4	5%	20. 20	12	14%

Total Responses:

85

Mean: 13.22 Standard Deviation: 5.58

3. Have you ever smoked cigarettes? *Choose one.*



1. Never	42	40%
2. Once or twice only	18	17%
3. Occasionally but not regularly	17	16%
4. Regularly in the past	18	17%
5. Regularly Now	9	9%

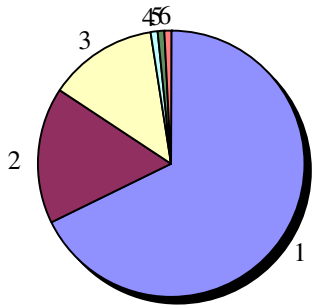
Total Responses:

104

Mean: 2.37 Standard Deviation: 1.39

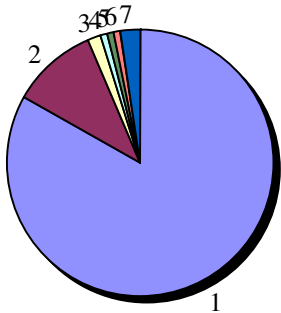
Parent's and Adult's Use

4. How frequently have you smoked cigarettes during the PAST 30 DAYS? Choose one.



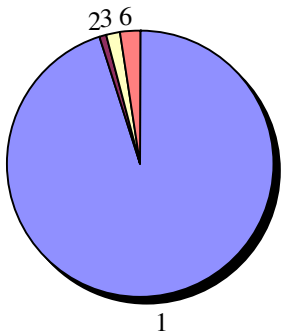
1. Not at all	82	68%
2. Less than one cigarette a day	20	17%
3. One to five cigarettes per day	16	13%
4. About one-half pack per day	1	1%
5. About one pack per day	1	1%
6. About 1 1/2 packs per day	1	1%
7. Two packs or more per day	0	0%
Total Responses:	121	
Mean: 1.53	Standard Deviation: 0.91	

5. How many times (if any) have you used smokeless tobacco (snuff, chewing, tobacco, plug)?
Choose one from each line.



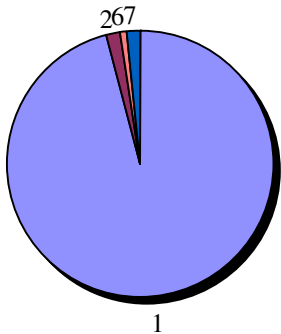
1. 0	104	83%
2. 1-2	13	10%
3. 3-5	2	2%
4. 6-9	1	1%
5. 10-19	1	1%
6. 20-39	1	1%
7. 40+	3	2%
Total Responses:	125	
Mean: 1.38	Standard Deviation: 1.14	

During the last 12 months



1. 0	116	95%
2. 1-2	1	1%
3. 3-5	2	2%
4. 6-9	0	0%
5. 10-19	0	0%
6. 20-39	3	2%
7. 40+	0	0%
Total Responses:	122	
Mean: 1.16	Standard Deviation: 0.82	

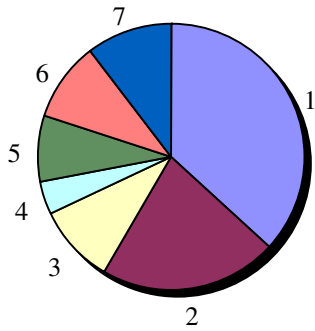
During the last 30 days



1. 0	117	96%
2. 1-2	2	2%
3. 3-5	0	0%
4. 6-9	0	0%
5. 10-19	0	0%
6. 20-39	1	1%
7. 40+	2	2%
Total Responses:	122	
Mean: 1.16	Standard Deviation: 0.89	

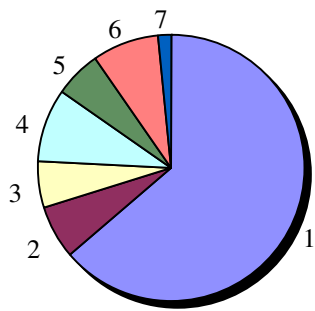
Parent's and Adult's Use

6. More specifically, how many times (if any) have you drunk beer?



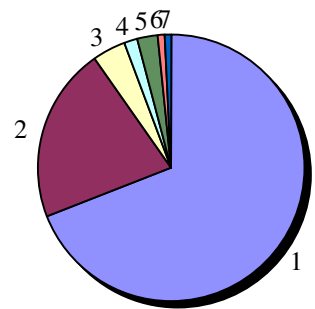
1. 0	46	37%
2. 1-2	27	22%
3. 3-5	12	10%
4. 6-9	5	4%
5. 10-19	10	8%
6. 20-39	12	10%
7. 40+	13	10%
Total Responses:	125	
Mean: 2.95	Standard Deviation: 2.15	

During the last 12 months



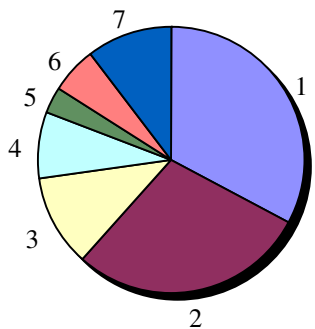
1. 0	79	64%
2. 1-2	8	6%
3. 3-5	7	6%
4. 6-9	11	9%
5. 10-19	7	6%
6. 20-39	10	8%
7. 40+	2	2%
Total Responses:	124	
Mean: 2.17	Standard Deviation: 1.80	

During the last 30 days



1. 0	85	69%
2. 1-2	26	21%
3. 3-5	5	4%
4. 6-9	2	2%
5. 10-19	3	2%
6. 20-39	1	1%
7. 40+	1	1%
Total Responses:	123	
Mean: 1.53	Standard Deviation: 1.07	

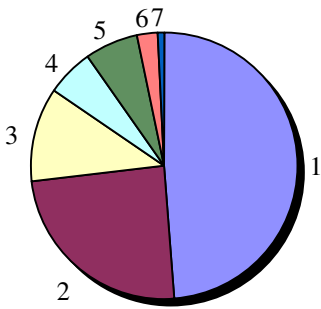
7. How many times (if any) have you had wine to drink?



1. 0	41	33%
2. 1-2	36	29%
3. 3-5	14	11%
4. 6-9	10	8%
5. 10-19	4	3%
6. 20-39	7	6%
7. 40+	13	10%
Total Responses:	125	
Mean: 2.78	Standard Deviation: 1.99	

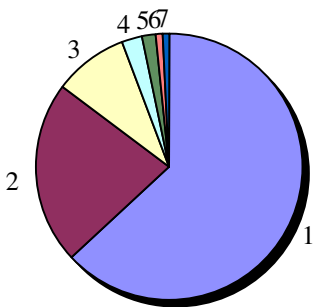
Parent's and Adult's Use

During the last 12 months



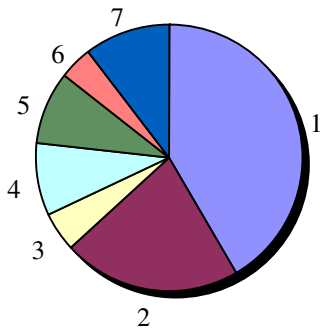
1. 0	60	49%
2. 1-2	30	24%
3. 3-5	14	11%
4. 6-9	7	6%
5. 10-19	8	7%
6. 20-39	3	2%
7. 40+	1	1%
Total Responses:	123	
Mean: 2.07	Standard Deviation: 1.42	

During the last 30 days



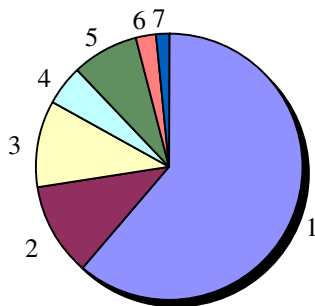
1. 0	77	63%
2. 1-2	27	22%
3. 3-5	11	9%
4. 6-9	3	2%
5. 10-19	2	2%
6. 20-39	1	1%
7. 40+	1	1%
Total Responses:	122	
Mean: 1.63	Standard Deviation: 1.08	

8. How many times (if any) have you had liquor to drink?



1. 0	52	42%
2. 1-2	27	22%
3. 3-5	6	5%
4. 6-9	11	9%
5. 10-19	11	9%
6. 20-39	5	4%
7. 40+	13	10%
Total Responses:	125	
Mean: 2.75	Standard Deviation: 2.08	

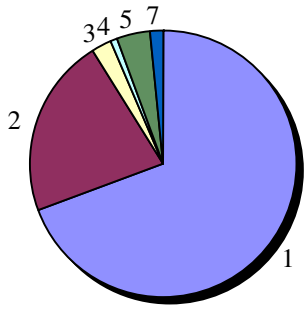
During the last 12 months



1. 0	76	61%
2. 1-2	14	11%
3. 3-5	13	10%
4. 6-9	6	5%
5. 10-19	10	8%
6. 20-39	3	2%
7. 40+	2	2%
Total Responses:	124	
Mean: 2.01	Standard Deviation: 1.56	

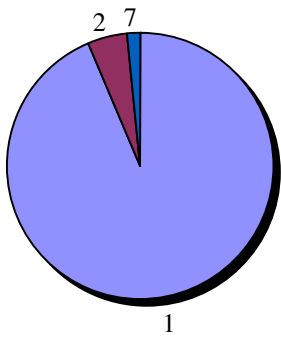
Parent's and Adult's Use

During the last 30 days



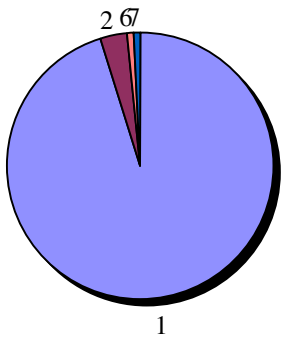
1. 0	86	69%
2. 1-2	27	22%
3. 3-5	3	2%
4. 6-9	1	1%
5. 10-19	5	4%
6. 20-39	0	0%
7. 40+	2	2%
Total Responses:	124	
Mean: 1.55	Standard Deviation: 1.15	

9. How many times (if any) have you used anabolic steroids ("roids", "puffers")?



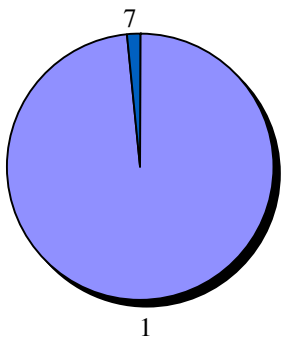
1. 0	117	94%
2. 1-2	6	5%
3. 3-5	0	0%
4. 6-9	0	0%
5. 10-19	0	0%
6. 20-39	0	0%
7. 40+	2	2%
Total Responses:	125	
Mean: 1.14	Standard Deviation: 0.78	

During the last 12 months



1. 0	118	95%
2. 1-2	4	3%
3. 3-5	0	0%
4. 6-9	0	0%
5. 10-19	0	0%
6. 20-39	1	1%
7. 40+	1	1%
Total Responses:	124	
Mean: 1.12	Standard Deviation: 0.72	

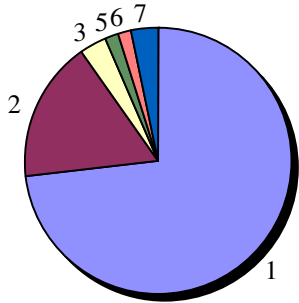
During the last 30 days



1. 0	122	98%
2. 1-2	0	0%
3. 3-5	0	0%
4. 6-9	0	0%
5. 10-19	0	0%
6. 20-39	0	0%
7. 40+	2	2%
Total Responses:	124	
Mean: 1.10	Standard Deviation: 0.76	

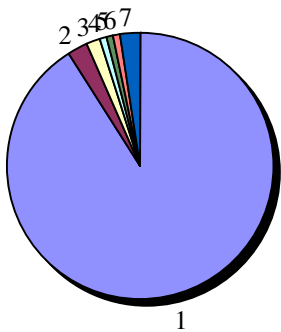
Parent's and Adult's Use

10. How many times (if any) have you used marijuana (grass, pot) or hashish (hash, hash oil)?



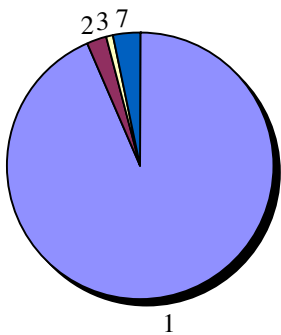
1. 0	90	73%
2. 1-2	21	17%
3. 3-5	4	3%
4. 6-9	0	0%
5. 10-19	2	2%
6. 20-39	2	2%
7. 40+	4	3%
Total Responses:	123	
Mean: 1.58	Standard Deviation: 1.35	

During the last 12 months



1. 0	111	91%
2. 1-2	3	2%
3. 3-5	2	2%
4. 6-9	1	1%
5. 10-19	1	1%
6. 20-39	1	1%
7. 40+	3	2%
Total Responses:	122	
Mean: 1.30	Standard Deviation: 1.14	

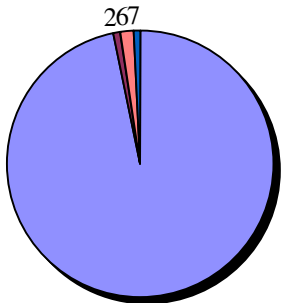
During the last 30 days



1. 0	115	93%
2. 1-2	3	2%
3. 3-5	1	1%
4. 6-9	0	0%
5. 10-19	0	0%
6. 20-39	0	0%
7. 40+	4	3%
Total Responses:	123	
Mean: 1.24	Standard Deviation: 1.09	

Parent's and Adult's Use

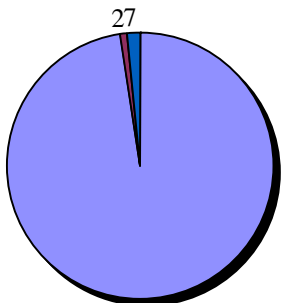
11. How many times (if any) have you used an inhalant to get high; such as sniffing glue, or breathing the contents of aerosol spray cans, or inhaling any other substances (poppers, amyl nitrite)?



1

During the last 12 months

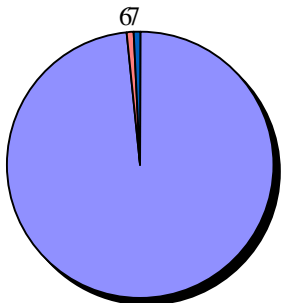
1. 0	120	97%
2. 1-2	1	1%
3. 3-5	0	0%
4. 6-9	0	0%
5. 10-19	0	0%
6. 20-39	2	2%
7. 40+	1	1%
Total Responses:	124	
Mean: 1.14	Standard Deviation: 0.83	



1

During the last 30 days

1. 0	121	98%
2. 1-2	1	1%
3. 3-5	0	0%
4. 6-9	0	0%
5. 10-19	0	0%
6. 20-39	0	0%
7. 40+	2	2%
Total Responses:	124	
Mean: 1.10	Standard Deviation: 0.76	

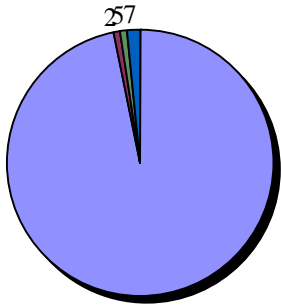


1

1. 0	121	98%
2. 1-2	0	0%
3. 3-5	0	0%
4. 6-9	0	0%
5. 10-19	0	0%
6. 20-39	1	1%
7. 40+	1	1%
Total Responses:	123	
Mean: 1.09	Standard Deviation: 0.70	

Parent's and Adult's Use

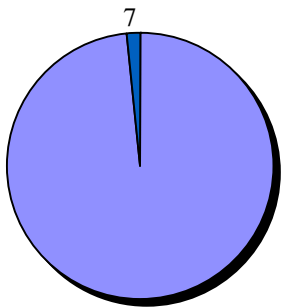
12. How many times (if any) have you used MDMA ("ECSTASY")?



1

1. 0	120	97%
2. 1-2	1	1%
3. 3-5	0	0%
4. 6-9	0	0%
5. 10-19	1	1%
6. 20-39	0	0%
7. 40+	2	2%
Total Responses:	124	
Mean: 1.14	Standard Deviation: 0.84	

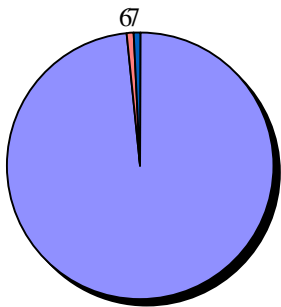
During the last 12 months



1

1. 0	120	98%
2. 1-2	0	0%
3. 3-5	0	0%
4. 6-9	0	0%
5. 10-19	0	0%
6. 20-39	0	0%
7. 40+	2	2%
Total Responses:	122	
Mean: 1.10	Standard Deviation: 0.77	

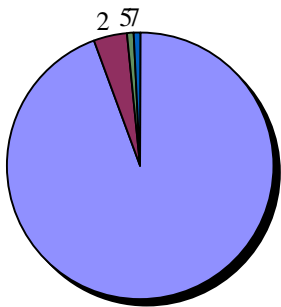
During the last 30 days



1

1. 0	120	98%
2. 1-2	0	0%
3. 3-5	0	0%
4. 6-9	0	0%
5. 10-19	0	0%
6. 20-39	1	1%
7. 40+	1	1%
Total Responses:	122	
Mean: 1.09	Standard Deviation: 0.70	

13. How many times (if any) have you taken amphetamines (like speed, uppers, crystal meth, crank) on your own - that is, without a doctor telling you to take them?

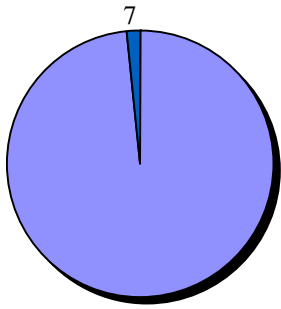


1

1. 0	117	94%
2. 1-2	5	4%
3. 3-5	0	0%
4. 6-9	0	0%
5. 10-19	1	1%
6. 20-39	0	0%
7. 40+	1	1%
Total Responses:	124	
Mean: 1.12	Standard Deviation: 0.67	

Parent's and Adult's Use

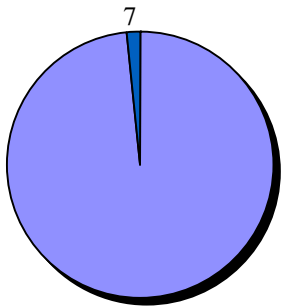
During the last 12 months



1

1. 0	121	98%
2. 1-2	0	0%
3. 3-5	0	0%
4. 6-9	0	0%
5. 10-19	0	0%
6. 20-39	0	0%
7. 40+	2	2%
Total Responses:	123	
Mean: 1.10	Standard Deviation: 0.76	

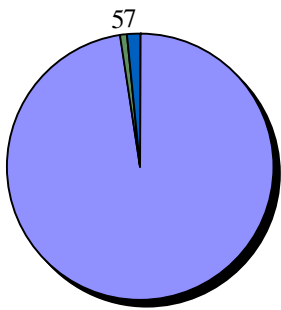
During the last 30 days



1

1. 0	121	98%
2. 1-2	0	0%
3. 3-5	0	0%
4. 6-9	0	0%
5. 10-19	0	0%
6. 20-39	0	0%
7. 40+	2	2%
Total Responses:	123	
Mean: 1.10	Standard Deviation: 0.76	

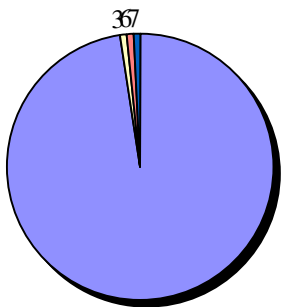
14. How many times (if any) have you taken dextromethorphan (DxM) on your own - that is, without a doctor telling you to take them?



1

1. 0	121	98%
2. 1-2	0	0%
3. 3-5	0	0%
4. 6-9	0	0%
5. 10-19	1	1%
6. 20-39	0	0%
7. 40+	2	2%
Total Responses:	124	
Mean: 1.13	Standard Deviation: 0.84	

During the last 12 months

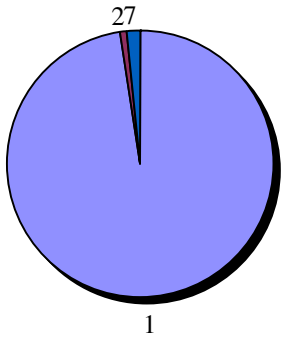


1

1. 0	120	98%
2. 1-2	0	0%
3. 3-5	1	1%
4. 6-9	0	0%
5. 10-19	0	0%
6. 20-39	1	1%
7. 40+	1	1%
Total Responses:	123	
Mean: 1.11	Standard Deviation: 0.72	

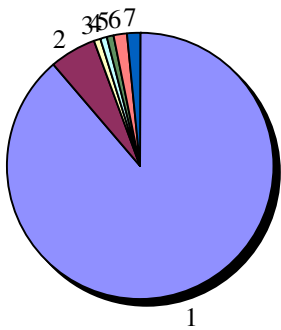
Parent's and Adult's Use

During the last 30 days



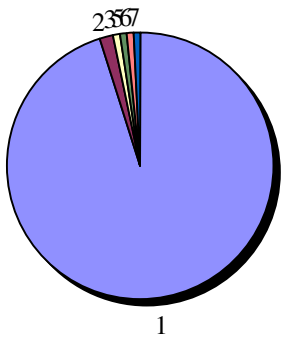
1. 0	120	98%
2. 1-2	1	1%
3. 3-5	0	0%
4. 6-9	0	0%
5. 10-19	0	0%
6. 20-39	0	0%
7. 40+	2	2%
Total Responses:	123	
Mean: 1.11	Standard Deviation: 0.77	

15. How many times (if any) have you taken the foreign sleeping pill, Rohypnol ("roofie")?



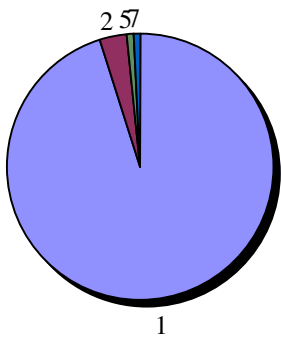
1. 0	110	89%
2. 1-2	7	6%
3. 3-5	1	1%
4. 6-9	1	1%
5. 10-19	1	1%
6. 20-39	2	2%
7. 40+	2	2%
Total Responses:	124	
Mean: 1.31	Standard Deviation: 1.09	

During the last 12 months



1. 0	117	95%
2. 1-2	2	2%
3. 3-5	1	1%
4. 6-9	0	0%
5. 10-19	1	1%
6. 20-39	1	1%
7. 40+	1	1%
Total Responses:	123	
Mean: 1.15	Standard Deviation: 0.81	

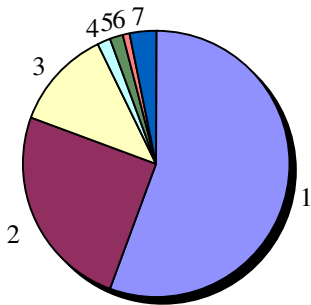
During the last 30 days



1. 0	117	95%
2. 1-2	4	3%
3. 3-5	0	0%
4. 6-9	0	0%
5. 10-19	1	1%
6. 20-39	0	0%
7. 40+	1	1%
Total Responses:	123	
Mean: 1.11	Standard Deviation: 0.67	

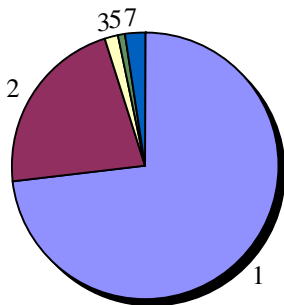
Parent's and Adult's Use

16. How many times (if any) have you taken tranquilizers (Xanax, Clonopin, Valium, Miltown) on your own - that is, without a doctor telling you to take them?



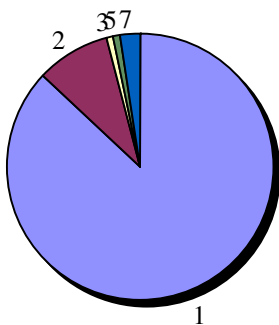
1. 0	69	56%
2. 1-2	31	25%
3. 3-5	15	12%
4. 6-9	2	2%
5. 10-19	2	2%
6. 20-39	1	1%
7. 40+	4	3%
Total Responses:	124	
Mean: 1.84	Standard Deviation: 1.35	

During the last 12 months



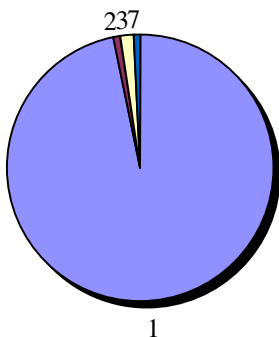
1. 0	90	73%
2. 1-2	27	22%
3. 3-5	2	2%
4. 6-9	0	0%
5. 10-19	1	1%
6. 20-39	0	0%
7. 40+	3	2%
Total Responses:	123	
Mean: 1.43	Standard Deviation: 1.06	

During the last 30 days



1. 0	107	87%
2. 1-2	11	9%
3. 3-5	1	1%
4. 6-9	0	0%
5. 10-19	1	1%
6. 20-39	0	0%
7. 40+	3	2%
Total Responses:	123	
Mean: 1.28	Standard Deviation: 1.03	

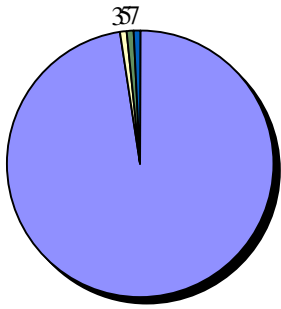
17. How many times (if any) have you smoked "crack" (cocaine in chunk or rock form)?



1. 0	120	97%
2. 1-2	1	1%
3. 3-5	2	2%
4. 6-9	0	0%
5. 10-19	0	0%
6. 20-39	0	0%
7. 40+	1	1%
Total Responses:	124	
Mean: 1.09	Standard Deviation: 0.60	

Parent's and Adult's Use

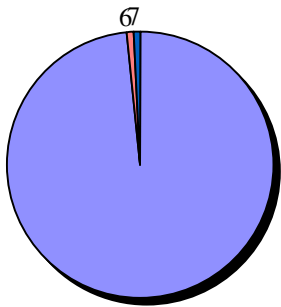
During the last 12 months



1

1. 0	120	98%
2. 1-2	0	0%
3. 3-5	1	1%
4. 6-9	0	0%
5. 10-19	1	1%
6. 20-39	0	0%
7. 40+	1	1%
Total Responses:	123	
Mean: 1.10 Standard Deviation: 0.67		

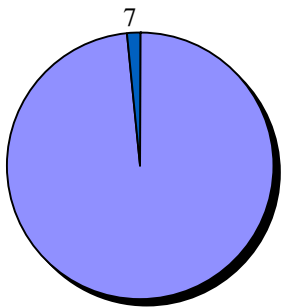
During the last 30 days



1

1. 0	121	98%
2. 1-2	0	0%
3. 3-5	0	0%
4. 6-9	0	0%
5. 10-19	0	0%
6. 20-39	1	1%
7. 40+	1	1%
Total Responses:	123	
Mean: 1.09 Standard Deviation: 0.70		

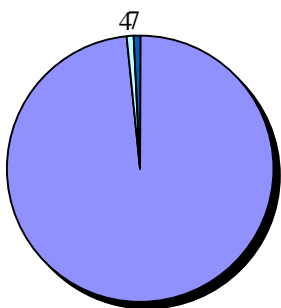
18. How many times (if any) have you used heroin (smack, horse, skag)?



1

1. 0	122	98%
2. 1-2	0	0%
3. 3-5	0	0%
4. 6-9	0	0%
5. 10-19	0	0%
6. 20-39	0	0%
7. 40+	2	2%
Total Responses:	124	
Mean: 1.10 Standard Deviation: 0.76		

During the last 12 months

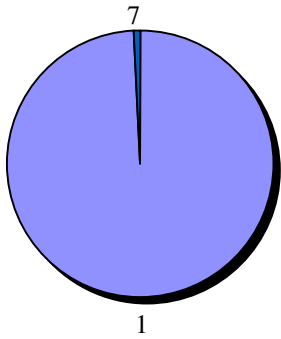


1

1. 0	121	98%
2. 1-2	0	0%
3. 3-5	0	0%
4. 6-9	1	1%
5. 10-19	0	0%
6. 20-39	0	0%
7. 40+	1	1%
Total Responses:	123	
Mean: 1.07 Standard Deviation: 0.60		

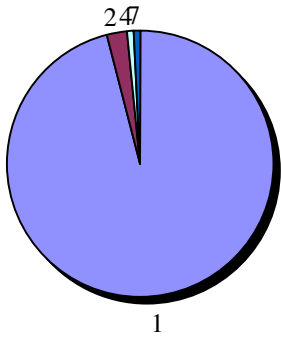
Parent's and Adult's Use

During the last 30 days



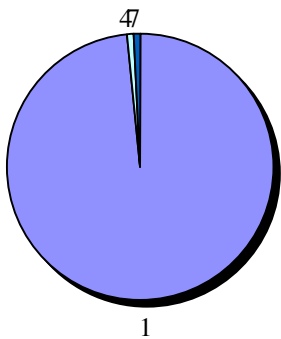
1. 0	122	99%
2. 1-2	0	0%
3. 3-5	0	0%
4. 6-9	0	0%
5. 10-19	0	0%
6. 20-39	0	0%
7. 40+	1	1%
Total Responses:	123	
Mean: 1.05	Standard Deviation: 0.54	

19. How many times (if any) have you taken narcotics (opium, codeine, paragoric, demerol, percodan, oxycodone, oxycontin demerol, darvon other than heroin on your own - that is, without a doctor telling you to take them?



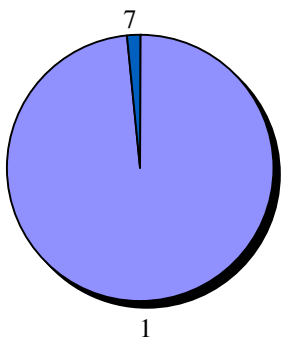
1. 0	119	96%
2. 1-2	3	2%
3. 3-5	0	0%
4. 6-9	1	1%
5. 10-19	0	0%
6. 20-39	0	0%
7. 40+	1	1%
Total Responses:	124	
Mean: 1.10	Standard Deviation: 0.62	

During the last 12 months



1. 0	122	98%
2. 1-2	0	0%
3. 3-5	0	0%
4. 6-9	1	1%
5. 10-19	0	0%
6. 20-39	0	0%
7. 40+	1	1%
Total Responses:	124	
Mean: 1.07	Standard Deviation: 0.60	

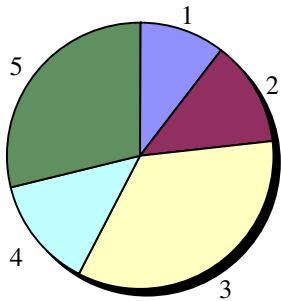
During the last 30 days



1. 0	122	98%
2. 1-2	0	0%
3. 3-5	0	0%
4. 6-9	0	0%
5. 10-19	0	0%
6. 20-39	0	0%
7. 40+	2	2%
Total Responses:	124	
Mean: 1.10	Standard Deviation: 0.76	

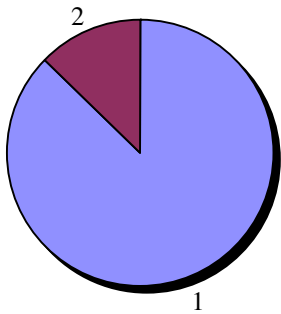
Parent's and Adult's Use

20. How difficult do you think it is for someone your age to obtain help in dealing with a drug problem? *Choose one choice.*



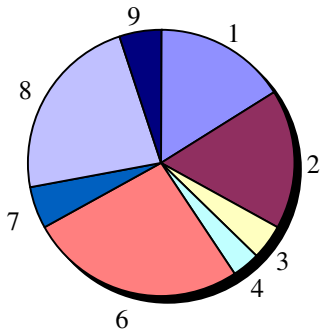
1. Very Difficult	13	10%
2. Fairly Difficult	16	13%
3. Fairly Easy	43	34%
4. Very easy	17	14%
5. Don't know	36	29%
Total Responses:	125	
Mean: 3.38	Standard Deviation: 1.31	

21. Would you be willing to take a simple lab test to show that you don't use drugs?



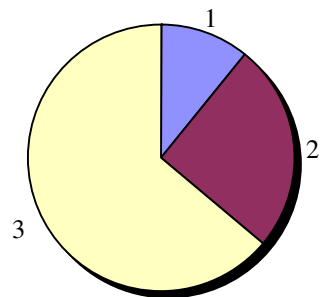
1. Yes	96	87%
2. No	14	13%
Total Responses:	110	
Mean: 1.13	Standard Deviation: 0.33	

22. Where do you get most of your information about the effects that drugs have on the people that use them? *Choose all that apply.*



1. Priest or Ministry	19	16%
2. Family members	20	17%
3. Your Doctor	5	4%
4. Your Parents	4	3%
5. Police	0	0%
6. Newspapers or Magazines	31	26%
7. Books	6	5%
8. Radio or TV	27	23%
9. Don't Know	6	5%
Total Responses:	118	
Mean: 4.98	Standard Deviation: 2.78	

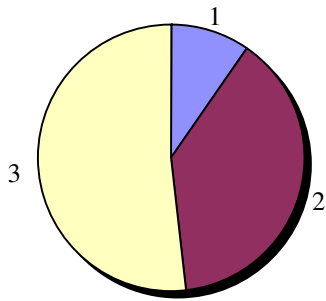
23. How worried are you that another student at school would injure your children?



1. I never worry about that.	9	11%
2. I worry about that a little.	21	25%
3. I worry about that a lot.	53	64%
Total Responses:	83	
Mean: 2.53	Standard Deviation: 0.69	

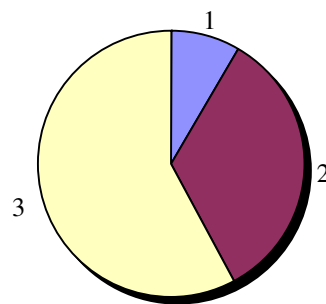
Parent's and Adult's Use

24. How worried are you that that your children will be injured by someone while you are outside in your neighborhood?



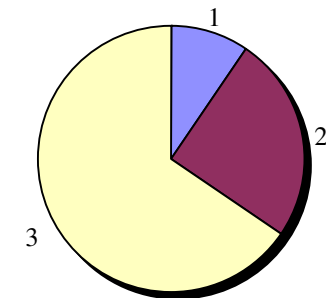
1. I never worry about that.	8	10%
2. I worry about that a little.	32	39%
3. I worry about that a lot.	43	52%
Total Responses:	83	
Mean: 2.42	Standard Deviation: 0.66	

25. How worried are you that someone will injure your children when you go out in public, such as to the beach, to a mall, or to a game or concert?



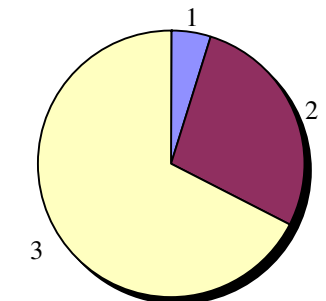
1. I never worry about that.	7	8%
2. I worry about that a little.	28	34%
3. I worry about that a lot.	48	58%
Total Responses:	83	
Mean: 2.49	Standard Deviation: 0.65	

26. How worried are you that your children will be injured by an adult, either in your home or in your neighborhood?



1. I never worry about that.	8	10%
2. I worry about that a little.	21	25%
3. I worry about that a lot.	55	65%
Total Responses:	84	
Mean: 2.56	Standard Deviation: 0.66	

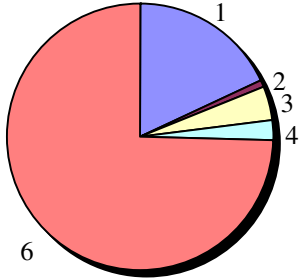
27. How worried are you that a gun will injure your children?



1. I never worry about that.	4	5%
2. I worry about that a little.	23	28%
3. I worry about that a lot.	56	67%
Total Responses:	83	
Mean: 2.63	Standard Deviation: 0.58	

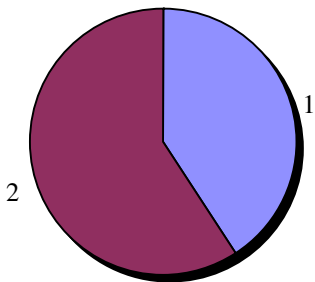
Parent's and Adult's Use

28. What is your race? Choose one.



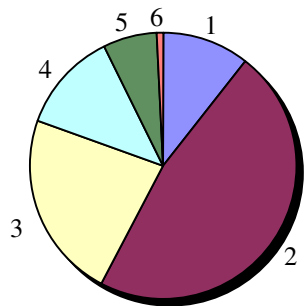
1. White	22	18%
2. Black	1	1%
3. Brown, Mulatto (White + Black)	5	4%
4. Mixed Race (White + Native)	3	2%
5. Yellow, Oriental	0	0%
6. Other race group, (specify below)	91	75%
Total Responses:	122	
Mean: 4.89	Standard Deviation: 1.98	

29. What is your sex? Choose one.



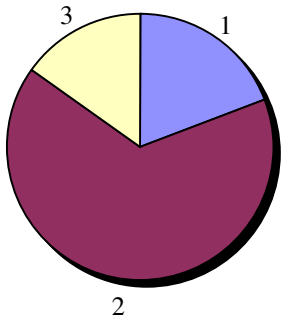
1. Male	51	41%
2. Female	74	59%
Total Responses:	125	
Mean: 1.59	Standard Deviation: 0.49	

30. Which of the following people live in the same household with you? Choose all that apply.



1. I live alone	13	11%
2. Husband/wife	58	47%
3. Son/Daughter	28	23%
4. Other relative(s)	15	12%
5. Non-relative(s)	8	7%
6. Grandparent(s)	1	1%
Total Responses:	123	
Mean: 2.59	Standard Deviation: 1.09	

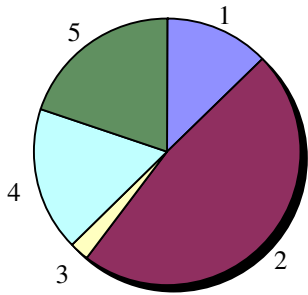
31. Do you feel that anyone in your family has a problem with alcohol or other drugs?



1. Yes	24	19%
2. No	82	66%
3. Don't Know	19	15%
Total Responses:	125	
Mean: 1.96	Standard Deviation: 0.59	

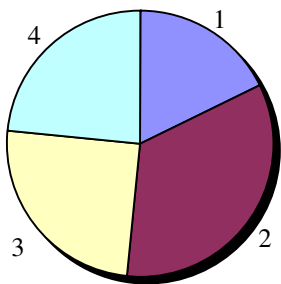
Parent's and Adult's Use

32. What is your religious preference? Choose one



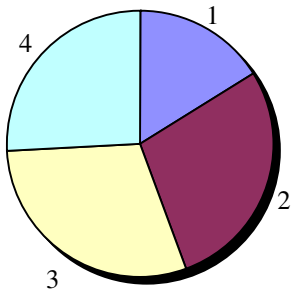
1. Protestant	16	13%
2. Roman Catholic	60	48%
3. Jewish	3	2%
4. Other Religion	22	17%
5. None	25	20%
Total Responses:	126	
Mean: 2.84	Standard Deviation: 1.39	

33. How often do you attend religious services? Choose one



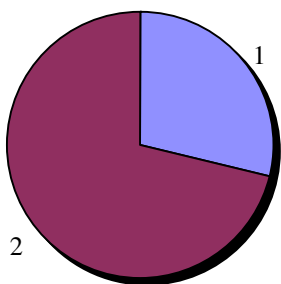
1. Never	22	18%
2. Rarely	42	34%
3. Once or twice a month	31	25%
4. About once a week or more	29	23%
Total Responses:	124	
Mean: 2.54	Standard Deviation: 1.04	

34. How important is religion in your life? Choose One



1. Not important	20	16%
2. A little important	35	28%
3. Pretty important	37	30%
4. Very important	32	26%
Total Responses:	124	
Mean: 2.65	Standard Deviation: 1.04	

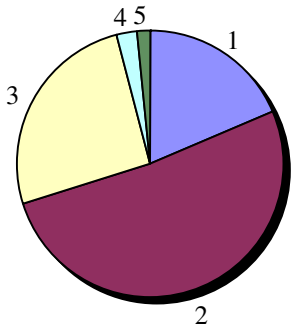
35. Have you changed homes in the past year?



1. Yes	36	29%
2. No	89	71%
Total Responses:	125	
Mean: 1.71	Standard Deviation: 0.45	

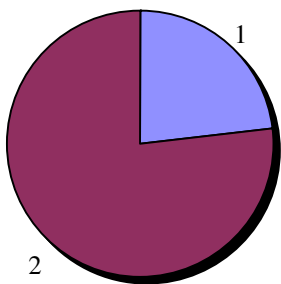
Parent's and Adult's Use

36. How many times have you changed homes in the last 10 years?



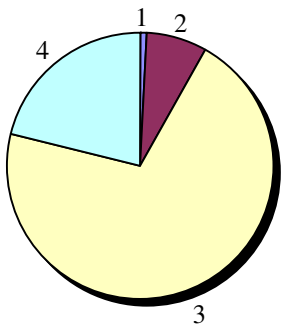
1. Never	23	19%
2. 1 or 2 times	64	52%
3. 3 or 4 times	32	26%
4. 5 or 6 times	3	2%
5. 7 or more times	2	2%
Total Responses:	124	
Mean: 2.17	Standard Deviation: 0.81	

37. Have you or anyone in your family ever had a severe alcohol or drug problem?



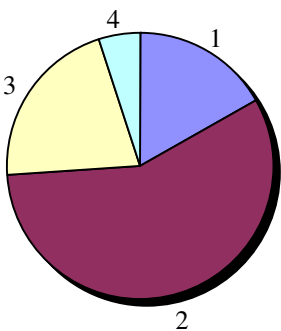
1. Yes	28	23%
2. No	93	77%
Total Responses:	121	
Mean: 1.77	Standard Deviation: 0.42	

38. The rules in my family are clear.



1. NO!	1	1%
2. no	9	7%
3. yes	87	71%
4. YES!	26	21%
Total Responses:	123	
Mean: 3.12	Standard Deviation: 0.55	

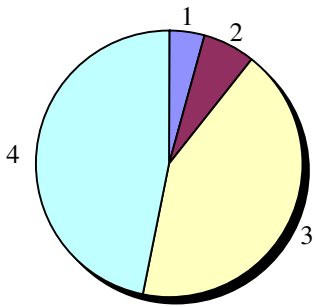
39. People in my family often insult or yell at each other.



1. NO!	20	17%
2. no	68	57%
3. yes	25	21%
4. YES!	6	5%
Total Responses:	119	
Mean: 2.14	Standard Deviation: 0.75	

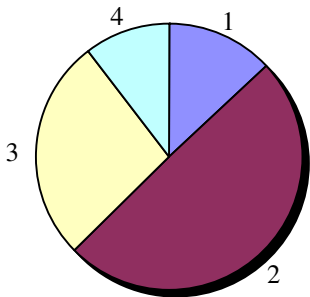
Parent's and Adult's Use

40. When my children are not home, I know where they are and with who.



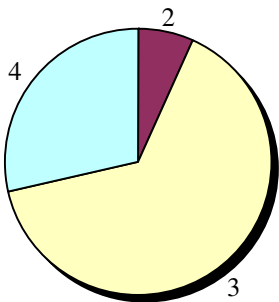
1. NO!	4	4%
2. no	6	6%
3. yes	40	43%
4. YES!	44	47%
Total Responses:	94	
Mean: 3.32	Standard Deviation: 0.78	

41. We argue about the same things in my family over and over.



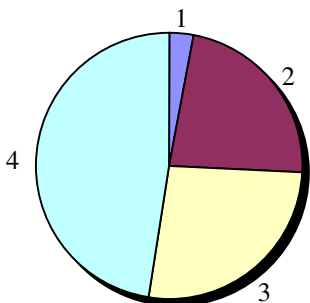
1. NO!	15	13%
2. no	57	50%
3. yes	31	27%
4. YES!	12	10%
Total Responses:	115	
Mean: 2.35	Standard Deviation: 0.84	

42. My family has clear rules about alcohol and drug use.



1. NO!	0	0%
2. no	8	7%
3. yes	77	65%
4. YES!	34	29%
Total Responses:	119	
Mean: 3.22	Standard Deviation: 0.55	

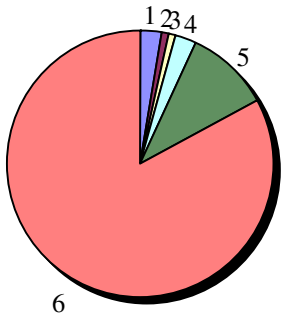
43. How often do you tell your children you are proud of them?



1. Never / Almost Never	3	3%
2. Sometimes	23	23%
3. Often	27	27%
4. All the time	48	48%
Total Responses:	101	
Mean: 3.19	Standard Deviation: 0.89	

Parent's and Adult's Use

44. How long have you been living in the United States?



1. Less than 1 year	3	3%
2. 1 to 2 years	1	1%
3. 2 to 3 years	1	1%
4. 3 to 4 years	3	3%
5. 4 to 5 years	12	10%
6. More than 5 years	97	83%
Total Responses:	117	
Mean: 5.66	Standard Deviation: 0.98	