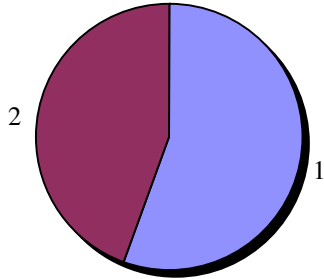


SAMHSA - Core Measures

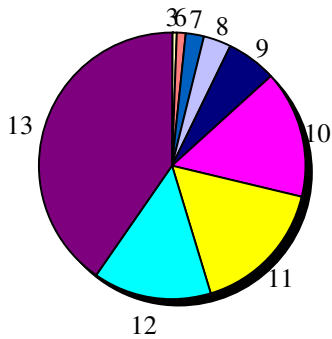
Creation Date: 3/18/2009
 Time Interval: 10/17/2008 to 3/5/2009
 Total Respondents: 183

1. What is your sex?



1. Male	100	56%
2. Female	80	44%
Total Responses:	180	
Mean: 1.44	Standard Deviation: 0.50	

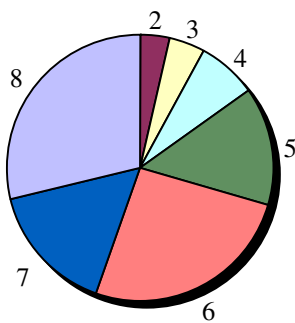
2. What is your age?



1. 6	0	0%	8. 13	6	3%
2. 7	0	0%	9. 14	11	6%
3. 8	1	1%	10. 15	28	15%
4. 9	0	0%	11. 16	30	17%
5. 10	0	0%	12. 17	26	14%
6. 11	2	1%	13. 18 or more	73	40%
7. 12	4	2%			

Total Responses: 181
 Mean: 11.39 Standard Deviation: 1.82

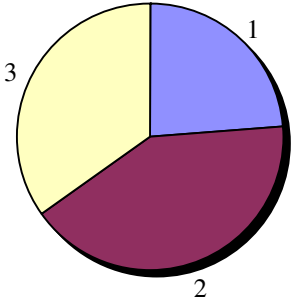
3. What school grade are you in?



1. 5th	0	0%
2. 6th	5	4%
3. 7th	6	4%
4. 8th	10	7%
5. 9th	20	14%
6. 10th	36	26%
7. 11th	22	16%
8. 12th	40	29%
Total Responses:	139	
Mean: 6.17	Standard Deviation: 1.64	

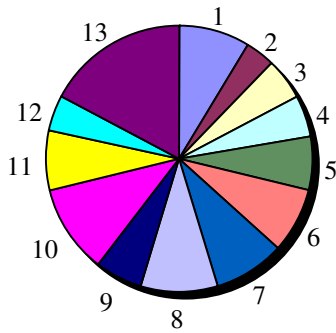
SAMHSA - Core Measures

4. Have you ever used alcohol?



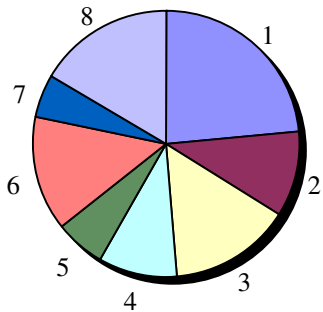
1. No	43	24%
2. Yes, less than 30 days ago	75	41%
3. Yes, more than 30 days ago	63	35%
Total Responses:	181	
Mean: 2.11	Standard Deviation: 0.76	

If you answered yes above, how old were you when you first tried alcohol?



1. 6	12	9%	8. 13	13	9%
2. 7	5	4%	9. 14	8	6%
3. 8	7	5%	10. 15	15	11%
4. 9	7	5%	11. 16	10	7%
5. 10	9	6%	12. 17	6	4%
6. 11	11	8%	13. 18 or more	24	17%
7. 12	12	9%			
			Total Responses:	139	
			Mean: 7.81	Standard Deviation: 3.85	

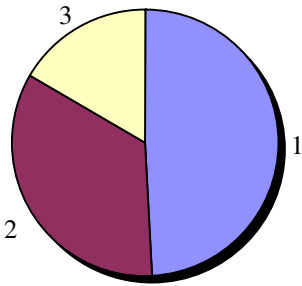
What grade were you in?



1. 5th	27	23%
2. 6th	12	10%
3. 7th	17	15%
4. 8th	11	10%
5. 9th	7	6%
6. 10th	16	14%
7. 11th	6	5%
8. 12th	19	17%
Total Responses:	115	
Mean: 4.10	Standard Deviation: 2.54	

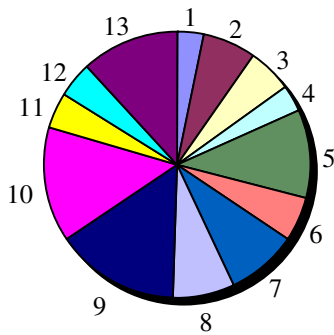
SAMHSA - Core Measures

5. Have you ever used tobacco?



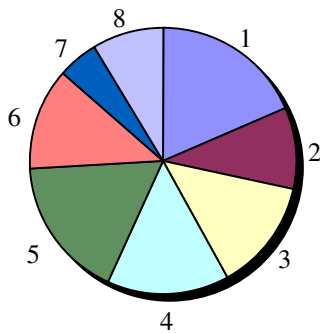
1. No	89	49%
2. Yes, less than 30 days ago	62	34%
3. Yes, more than 30 days ago	30	17%
Total Responses:	181	
Mean: 1.67	Standard Deviation: 0.74	

If you answered yes above, how old were you when you first tried tobacco?



1. 6	3	3%	8. 13	7	8%
2. 7	6	6%	9. 14	14	15%
3. 8	5	5%	10. 15	13	14%
4. 9	3	3%	11. 16	4	4%
5. 10	10	11%	12. 17	4	4%
6. 11	5	5%	13. 18 or more	11	12%
7. 12	8	9%			
			Total Responses:	93	
			Mean: 7.80	Standard Deviation: 3.44	

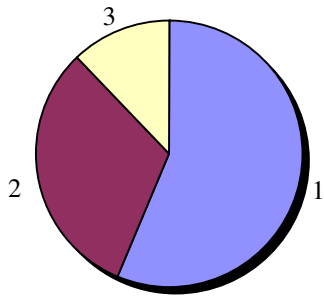
What grade were you in?



1. 5th	15	19%
2. 6th	8	10%
3. 7th	11	14%
4. 8th	12	15%
5. 9th	14	17%
6. 10th	10	12%
7. 11th	4	5%
8. 12th	7	9%
Total Responses:	81	
Mean: 4.02	Standard Deviation: 2.18	

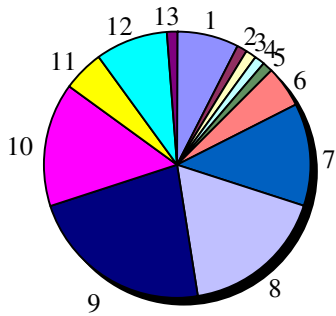
SAMHSA - Core Measures

6. Have you ever used marijuana?



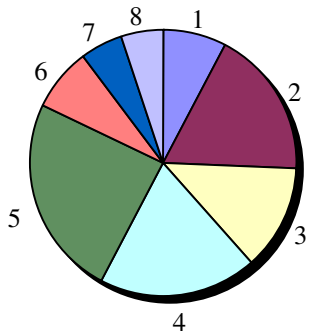
1. No	102	56%
2. Yes, less than 30 days ago	57	31%
3. Yes, more than 30 days ago	22	12%
Total Responses:	181	
Mean: 1.56	Standard Deviation: 0.70	

If you answered yes above, how old were you when you first tried marijuana?



1. 6	6	8%	8. 13	14	18%
2. 7	1	1%	9. 14	18	22%
3. 8	1	1%	10. 15	12	15%
4. 9	1	1%	11. 16	4	5%
5. 10	1	1%	12. 17	7	9%
6. 11	4	5%	13. 18 or more	1	1%
7. 12	10	12%			
			Total Responses:	80	
			Mean: 8.11	Standard Deviation: 2.86	

What grade were you in?



1. 5th	6	8%
2. 6th	14	18%
3. 7th	10	13%
4. 8th	15	19%
5. 9th	19	24%
6. 10th	6	8%
7. 11th	4	5%
8. 12th	4	5%
Total Responses:	78	
Mean: 4.04	Standard Deviation: 1.85	