

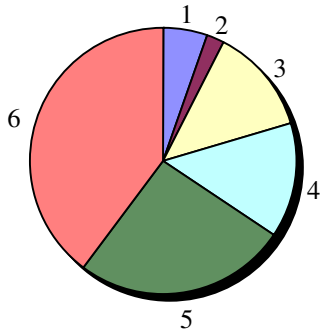
# Youth's Use

Creation Date: 3/18/2009

Time Interval: 10/17/2008 to 3/5/2009

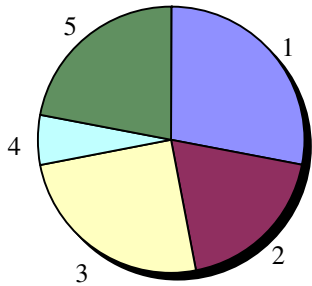
Total Respondents: 101

1. What is your grade level in school?



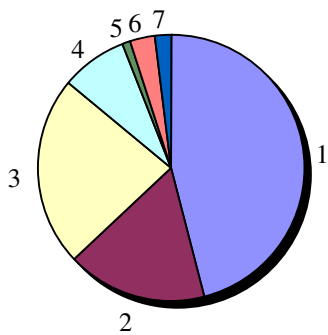
1. 7th grade	5	5%
2. 8th grade	2	2%
3. 9th grade	12	13%
4. 10th grade	13	14%
5. 11th grade	24	26%
6. 12th grade	37	40%
Total Responses:	93	
Mean: 4.72	Standard Deviation: 1.43	

2. Have you ever smoked cigarettes? Choose one.



1. Never	28	28%
2. Once or twice only	19	19%
3. Occasionally but not regularly	25	25%
4. Regularly in the past	6	6%
5. Regularly Now	22	22%
Total Responses:	100	
Mean: 2.75	Standard Deviation: 1.49	

3. How frequently have you smoked cigarettes during the PAST 30 DAYS? Choose one.

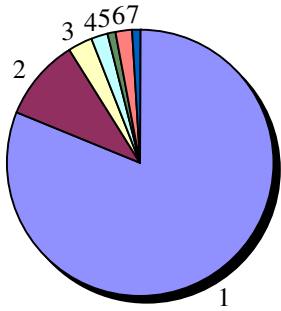


1. Not at all	46	46%
2. Less than one cigarette a day	17	17%
3. One to five cigarettes per day	23	23%
4. About one-half pack per day	8	8%
5. About one pack per day	1	1%
6. About 1 1/2 packs per day	3	3%
7. Two packs or more per day	2	2%
Total Responses:	100	
Mean: 2.18	Standard Deviation: 1.44	

# Youth's Use

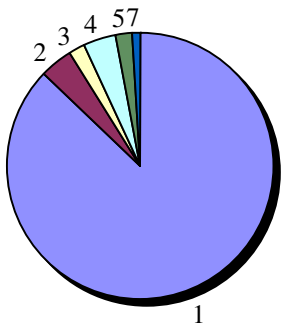
4. How many times (if any) have you used smokeless tobacco (snuff, chewing, tobacco, plug)?

Choose one from each line.



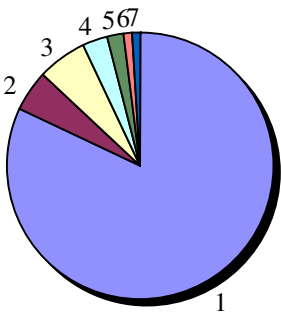
1. 0	82	81%
2. 1-2	10	10%
3. 3-5	3	3%
4. 6-9	2	2%
5. 10-19	1	1%
6. 20-39	2	2%
7. 40+	1	1%
Total Responses:	101	
Mean: 1.42	Standard Deviation: 1.12	

During the last 12 months



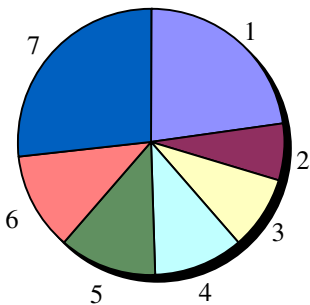
1. 0	88	87%
2. 1-2	4	4%
3. 3-5	2	2%
4. 6-9	4	4%
5. 10-19	2	2%
6. 20-39	0	0%
7. 40+	1	1%
Total Responses:	101	
Mean: 1.34	Standard Deviation: 1.02	

During the last 30 days



1. 0	82	82%
2. 1-2	5	5%
3. 3-5	6	6%
4. 6-9	3	3%
5. 10-19	2	2%
6. 20-39	1	1%
7. 40+	1	1%
Total Responses:	100	
Mean: 1.45	Standard Deviation: 1.14	

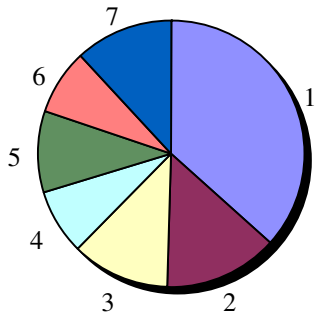
5. More specifically, how many times (if any) have you drunk beer?



1. 0	23	23%
2. 1-2	7	7%
3. 3-5	9	9%
4. 6-9	11	11%
5. 10-19	12	12%
6. 20-39	12	12%
7. 40+	27	27%
Total Responses:	101	
Mean: 4.25	Standard Deviation: 2.33	

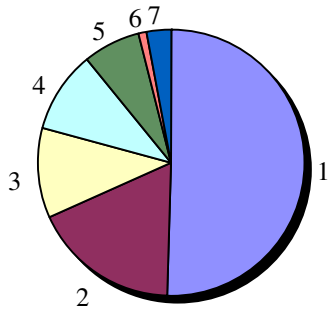
# Youth's Use

During the last 12 months



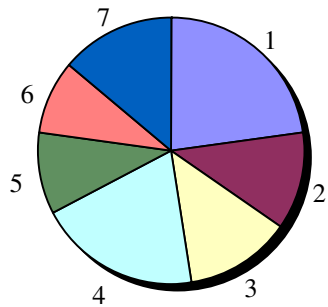
1. 0	37	37%
2. 1-2	14	14%
3. 3-5	12	12%
4. 6-9	8	8%
5. 10-19	10	10%
6. 20-39	8	8%
7. 40+	12	12%
Total Responses:	101	
Mean: 3.12	Standard Deviation: 2.17	

During the last 30 days



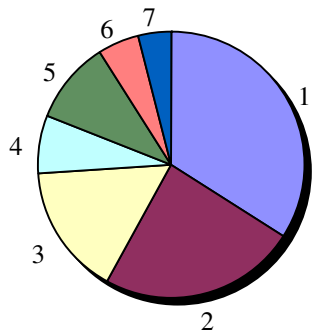
1. 0	51	50%
2. 1-2	18	18%
3. 3-5	11	11%
4. 6-9	10	10%
5. 10-19	7	7%
6. 20-39	1	1%
7. 40+	3	3%
Total Responses:	101	
Mean: 2.20	Standard Deviation: 1.59	

6. How many times (if any) have you had wine to drink?



1. 0	23	23%
2. 1-2	12	12%
3. 3-5	13	13%
4. 6-9	20	20%
5. 10-19	10	10%
6. 20-39	9	9%
7. 40+	14	14%
Total Responses:	101	
Mean: 3.64	Standard Deviation: 2.07	

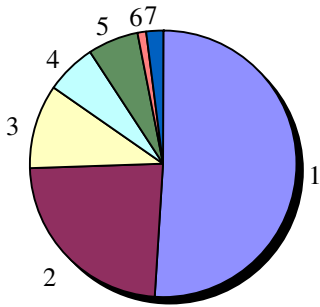
During the last 12 months



1. 0	34	34%
2. 1-2	24	24%
3. 3-5	16	16%
4. 6-9	7	7%
5. 10-19	10	10%
6. 20-39	5	5%
7. 40+	4	4%
Total Responses:	100	
Mean: 2.66	Standard Deviation: 1.75	

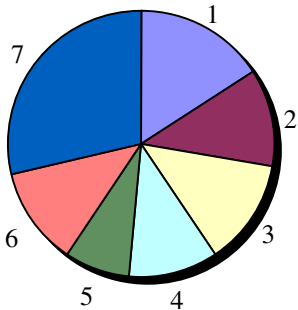
# Youth's Use

During the last 30 days



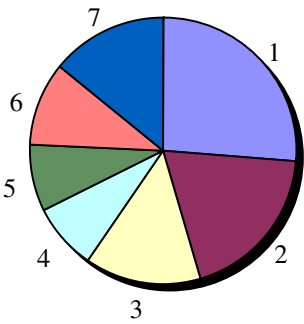
1. 0	50	51%
2. 1-2	23	23%
3. 3-5	10	10%
4. 6-9	6	6%
5. 10-19	6	6%
6. 20-39	1	1%
7. 40+	2	2%
Total Responses:	98	
Mean: 2.04	Standard Deviation: 1.45	

7. How many times (if any) have you had liquor to drink?



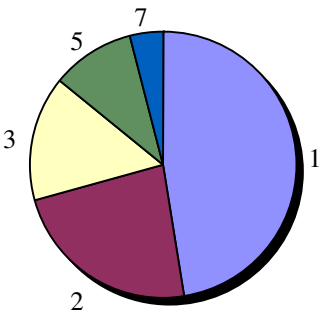
1. 0	16	16%
2. 1-2	12	12%
3. 3-5	13	13%
4. 6-9	11	11%
5. 10-19	8	8%
6. 20-39	12	12%
7. 40+	29	29%
Total Responses:	101	
Mean: 4.34	Standard Deviation: 2.26	

During the last 12 months



1. 0	26	26%
2. 1-2	19	19%
3. 3-5	14	14%
4. 6-9	8	8%
5. 10-19	8	8%
6. 20-39	10	10%
7. 40+	14	14%
Total Responses:	99	
Mean: 3.39	Standard Deviation: 2.17	

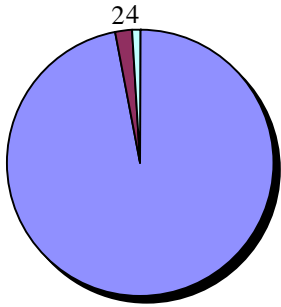
During the last 30 days



1. 0	47	47%
2. 1-2	23	23%
3. 3-5	15	15%
4. 6-9	0	0%
5. 10-19	10	10%
6. 20-39	0	0%
7. 40+	4	4%
Total Responses:	99	
Mean: 2.18	Standard Deviation: 1.59	

# Youth's Use

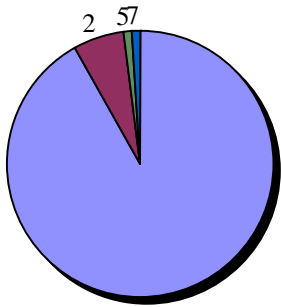
8. How many times (if any) have you used anabolic steroids ("roids", "puffers")?



1

During the last 12 months

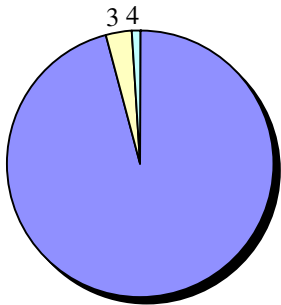
1. 0	96	97%
2. 1-2	2	2%
3. 3-5	0	0%
4. 6-9	1	1%
5. 10-19	0	0%
6. 20-39	0	0%
7. 40+	0	0%
Total Responses:	99	
Mean: 1.05	Standard Deviation: 0.33	



1

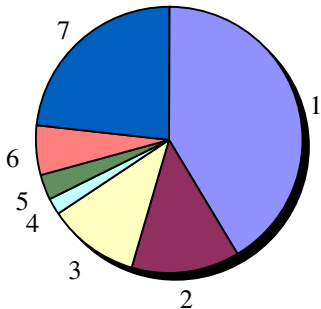
During the last 30 days

1. 0	90	92%
2. 1-2	6	6%
3. 3-5	0	0%
4. 6-9	0	0%
5. 10-19	1	1%
6. 20-39	0	0%
7. 40+	1	1%
Total Responses:	98	
Mean: 1.16	Standard Deviation: 0.76	



1

9. How many times (if any) have you used marijuana (grass, pot) or hashish (hash, hash oil)?



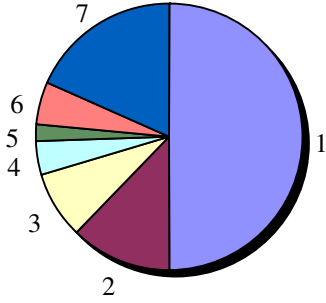
2

1. 0	92	96%
2. 1-2	0	0%
3. 3-5	3	3%
4. 6-9	1	1%
5. 10-19	0	0%
6. 20-39	0	0%
7. 40+	0	0%
Total Responses:	96	
Mean: 1.09	Standard Deviation: 0.46	

1. 0	41	41%
2. 1-2	13	13%
3. 3-5	11	11%
4. 6-9	2	2%
5. 10-19	3	3%
6. 20-39	6	6%
7. 40+	23	23%
Total Responses:	99	
Mean: 3.23	Standard Deviation: 2.49	

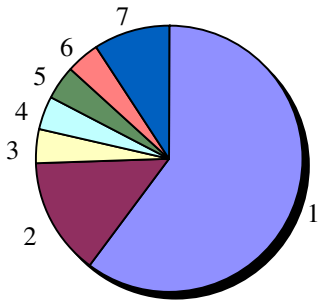
# Youth's Use

During the last 12 months



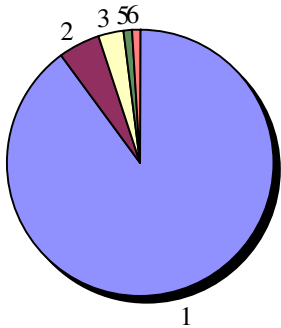
1. 0	49	50%
2. 1-2	12	12%
3. 3-5	8	8%
4. 6-9	4	4%
5. 10-19	2	2%
6. 20-39	5	5%
7. 40+	18	18%
Total Responses:	98	
Mean: 2.85	Standard Deviation: 2.38	

During the last 30 days



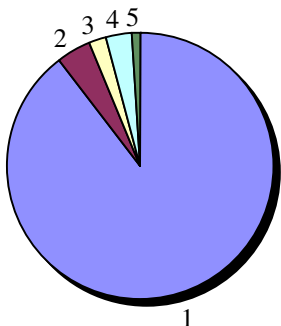
1. 0	59	60%
2. 1-2	14	14%
3. 3-5	4	4%
4. 6-9	4	4%
5. 10-19	4	4%
6. 20-39	4	4%
7. 40+	9	9%
Total Responses:	98	
Mean: 2.27	Standard Deviation: 2.02	

10. How many times (if any) have you used an inhalant to get high; such as sniffing glue, or breathing the contents of aerosol spray cans, or inhaling any other substances (poppers, amyl nitrite)?



1. 0	89	90%
2. 1-2	5	5%
3. 3-5	3	3%
4. 6-9	0	0%
5. 10-19	1	1%
6. 20-39	1	1%
7. 40+	0	0%
Total Responses:	99	
Mean: 1.20	Standard Deviation: 0.74	

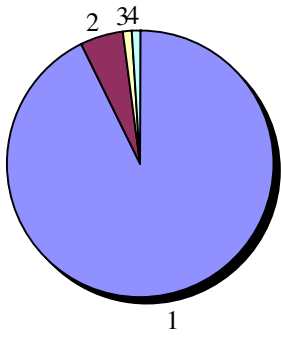
During the last 12 months



1. 0	86	90%
2. 1-2	4	4%
3. 3-5	2	2%
4. 6-9	3	3%
5. 10-19	1	1%
6. 20-39	0	0%
7. 40+	0	0%
Total Responses:	96	
Mean: 1.22	Standard Deviation: 0.73	

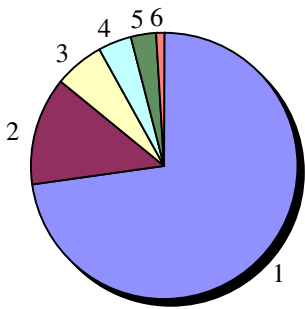
# Youth's Use

During the last 30 days



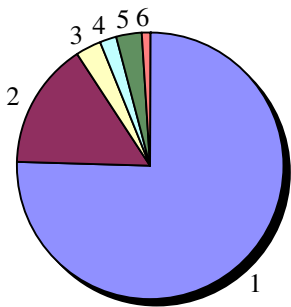
1. 0	89	93%
2. 1-2	5	5%
3. 3-5	1	1%
4. 6-9	1	1%
5. 10-19	0	0%
6. 20-39	0	0%
7. 40+	0	0%
Total Responses:	96	
Mean: 1.10	Standard Deviation: 0.42	

11. How many times (if any) have you used MDMA ("ECSTASY")?



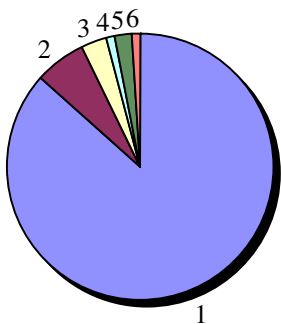
1. 0	72	73%
2. 1-2	13	13%
3. 3-5	6	6%
4. 6-9	4	4%
5. 10-19	3	3%
6. 20-39	1	1%
7. 40+	0	0%
Total Responses:	99	
Mean: 1.55	Standard Deviation: 1.09	

During the last 12 months



1. 0	74	76%
2. 1-2	15	15%
3. 3-5	3	3%
4. 6-9	2	2%
5. 10-19	3	3%
6. 20-39	1	1%
7. 40+	0	0%
Total Responses:	98	
Mean: 1.45	Standard Deviation: 1.01	

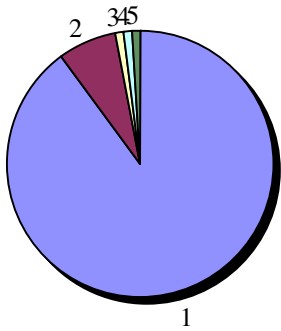
During the last 30 days



1. 0	84	87%
2. 1-2	6	6%
3. 3-5	3	3%
4. 6-9	1	1%
5. 10-19	2	2%
6. 20-39	1	1%
7. 40+	0	0%
Total Responses:	97	
Mean: 1.29	Standard Deviation: 0.89	

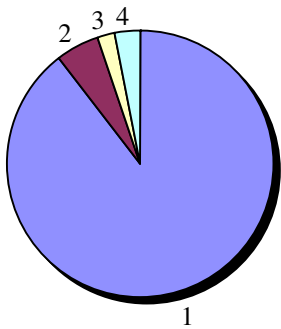
# Youth's Use

12. How many times (if any) have you taken amphetamines (like speed, uppers, crystal meth, crank) on your own - that is, without a doctor telling you to take them?



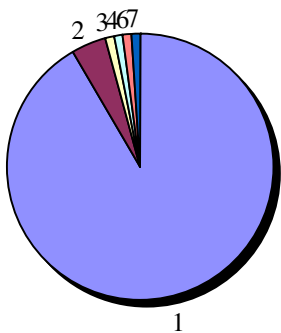
1. 0	89	90%
2. 1-2	7	7%
3. 3-5	1	1%
4. 6-9	1	1%
5. 10-19	1	1%
6. 20-39	0	0%
7. 40+	0	0%
Total Responses:	99	
Mean: 1.16	Standard Deviation: 0.58	

During the last 12 months



1. 0	86	90%
2. 1-2	5	5%
3. 3-5	2	2%
4. 6-9	3	3%
5. 10-19	0	0%
6. 20-39	0	0%
7. 40+	0	0%
Total Responses:	96	
Mean: 1.19	Standard Deviation: 0.62	

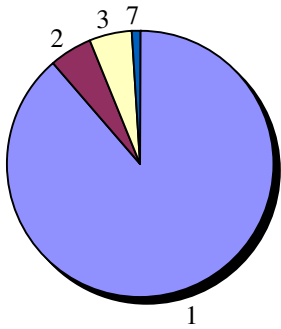
During the last 30 days



1. 0	87	92%
2. 1-2	4	4%
3. 3-5	1	1%
4. 6-9	1	1%
5. 10-19	0	0%
6. 20-39	1	1%
7. 40+	1	1%
Total Responses:	95	
Mean: 1.21	Standard Deviation: 0.89	

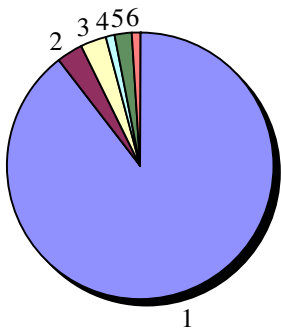
# Youth's Use

13. How many times (if any) have you taken dextromethorphan (DxM) on your own - that is, without a doctor telling you to take them?



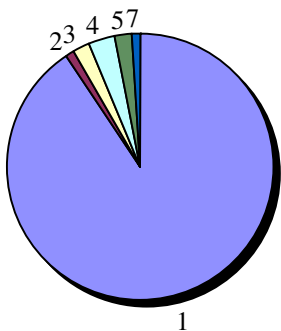
1. 0	86	89%
2. 1-2	5	5%
3. 3-5	5	5%
4. 6-9	0	0%
5. 10-19	0	0%
6. 20-39	0	0%
7. 40+	1	1%
Total Responses:	97	
Mean: 1.22	Standard Deviation: 0.77	

During the last 12 months



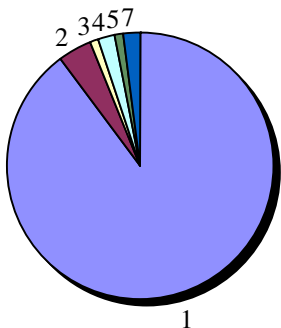
1. 0	86	90%
2. 1-2	3	3%
3. 3-5	3	3%
4. 6-9	1	1%
5. 10-19	2	2%
6. 20-39	1	1%
7. 40+	0	0%
Total Responses:	96	
Mean: 1.26	Standard Deviation: 0.89	

During the last 30 days



1. 0	87	91%
2. 1-2	1	1%
3. 3-5	2	2%
4. 6-9	3	3%
5. 10-19	2	2%
6. 20-39	0	0%
7. 40+	1	1%
Total Responses:	96	
Mean: 1.29	Standard Deviation: 1.00	

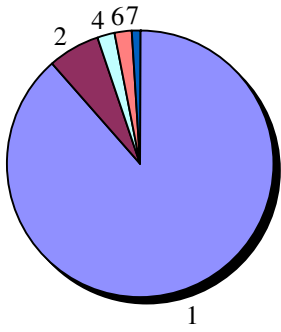
14. How many times (if any) have you taken the foreign sleeping pill, Rohypnol ("roofie")?



1. 0	88	90%
2. 1-2	4	4%
3. 3-5	1	1%
4. 6-9	2	2%
5. 10-19	1	1%
6. 20-39	0	0%
7. 40+	2	2%
Total Responses:	98	
Mean: 1.29	Standard Deviation: 1.05	

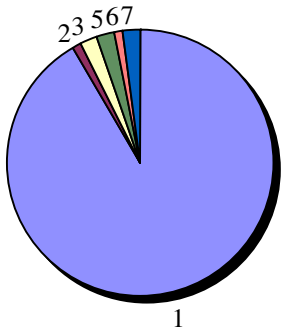
# Youth's Use

During the last 12 months



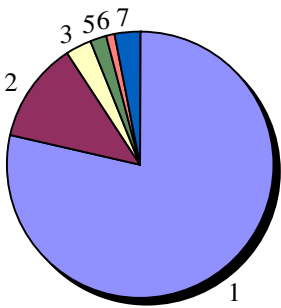
1. 0	85	89%
2. 1-2	6	6%
3. 3-5	0	0%
4. 6-9	2	2%
5. 10-19	0	0%
6. 20-39	2	2%
7. 40+	1	1%
Total Responses:	96	
Mean: 1.29	Standard Deviation: 1.04	

During the last 30 days



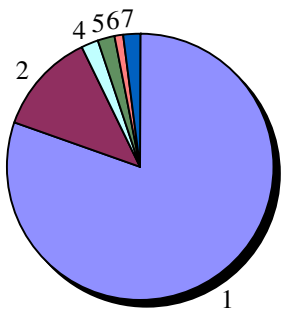
1. 0	87	92%
2. 1-2	1	1%
3. 3-5	2	2%
4. 6-9	0	0%
5. 10-19	2	2%
6. 20-39	1	1%
7. 40+	2	2%
Total Responses:	95	
Mean: 1.32	Standard Deviation: 1.17	

15. How many times (if any) have you taken tranquilizers (Xanax, Clonopin, Valium, Miltown) on your own - that is, without a doctor telling you to take them?



1. 0	77	79%
2. 1-2	12	12%
3. 3-5	3	3%
4. 6-9	0	0%
5. 10-19	2	2%
6. 20-39	1	1%
7. 40+	3	3%
Total Responses:	98	
Mean: 1.50	Standard Deviation: 1.30	

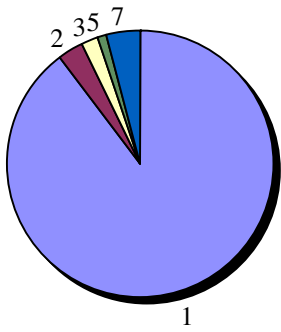
During the last 12 months



1. 0	78	80%
2. 1-2	12	12%
3. 3-5	0	0%
4. 6-9	2	2%
5. 10-19	2	2%
6. 20-39	1	1%
7. 40+	2	2%
Total Responses:	97	
Mean: 1.44	Standard Deviation: 1.21	

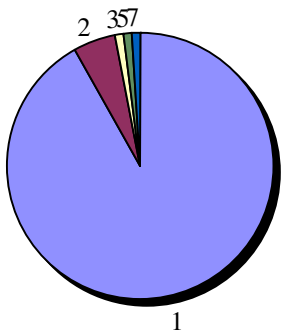
# Youth's Use

During the last 30 days



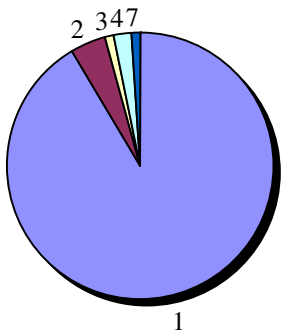
1. 0	87	90%
2. 1-2	3	3%
3. 3-5	2	2%
4. 6-9	0	0%
5. 10-19	1	1%
6. 20-39	0	0%
7. 40+	4	4%
Total Responses:	97	
Mean: 1.36	Standard Deviation: 1.28	

16. How many times (if any) have you smoked "crack" (cocaine in chunk or rock form)?



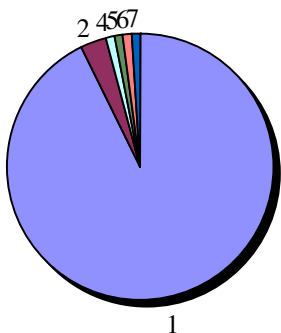
1. 0	90	92%
2. 1-2	5	5%
3. 3-5	1	1%
4. 6-9	0	0%
5. 10-19	1	1%
6. 20-39	0	0%
7. 40+	1	1%
Total Responses:	98	
Mean: 1.17	Standard Deviation: 0.77	

During the last 12 months



1. 0	86	91%
2. 1-2	4	4%
3. 3-5	1	1%
4. 6-9	2	2%
5. 10-19	0	0%
6. 20-39	0	0%
7. 40+	1	1%
Total Responses:	94	
Mean: 1.19	Standard Deviation: 0.79	

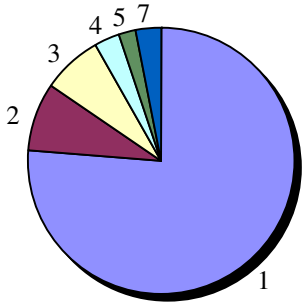
During the last 30 days



1. 0	89	93%
2. 1-2	3	3%
3. 3-5	0	0%
4. 6-9	1	1%
5. 10-19	1	1%
6. 20-39	1	1%
7. 40+	1	1%
Total Responses:	96	
Mean: 1.22	Standard Deviation: 0.94	

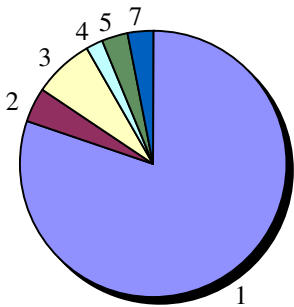
# Youth's Use

17. How many times (if any) have you used cocaine, excluding, "crack" cocaine, "rock"?



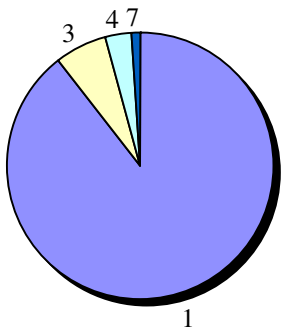
1. 0	74	76%
2. 1-2	8	8%
3. 3-5	7	7%
4. 6-9	3	3%
5. 10-19	2	2%
6. 20-39	0	0%
7. 40+	3	3%
Total Responses:	97	
Mean: 1.59	Standard Deviation: 1.33	

During the last 12 months



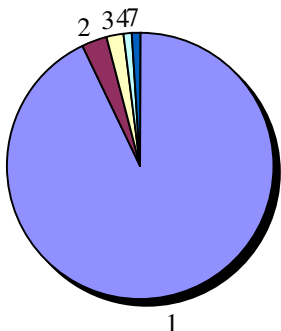
1. 0	77	80%
2. 1-2	4	4%
3. 3-5	7	7%
4. 6-9	2	2%
5. 10-19	3	3%
6. 20-39	0	0%
7. 40+	3	3%
Total Responses:	96	
Mean: 1.56	Standard Deviation: 1.36	

During the last 30 days



1. 0	85	89%
2. 1-2	0	0%
3. 3-5	6	6%
4. 6-9	3	3%
5. 10-19	0	0%
6. 20-39	0	0%
7. 40+	1	1%
Total Responses:	95	
Mean: 1.28	Standard Deviation: 0.92	

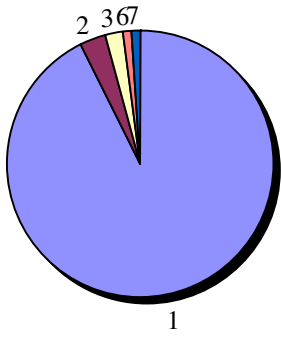
18. How many times (if any) have you used heroin (smack, horse, skag)?



1. 0	91	93%
2. 1-2	3	3%
3. 3-5	2	2%
4. 6-9	1	1%
5. 10-19	0	0%
6. 20-39	0	0%
7. 40+	1	1%
Total Responses:	98	
Mean: 1.16	Standard Deviation: 0.74	

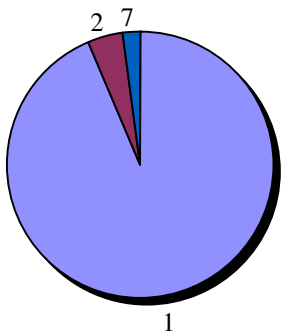
# Youth's Use

During the last 12 months



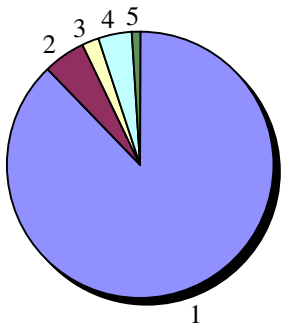
1. 0	88	93%
2. 1-2	3	3%
3. 3-5	2	2%
4. 6-9	0	0%
5. 10-19	0	0%
6. 20-39	1	1%
7. 40+	1	1%
Total Responses:	95	
Mean: 1.19	Standard Deviation: 0.85	

During the last 30 days



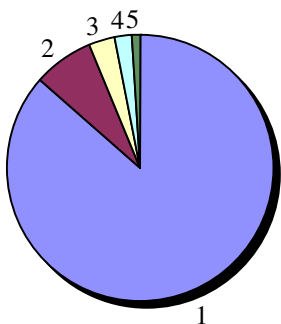
1. 0	88	94%
2. 1-2	4	4%
3. 3-5	0	0%
4. 6-9	0	0%
5. 10-19	0	0%
6. 20-39	0	0%
7. 40+	2	2%
Total Responses:	94	
Mean: 1.17	Standard Deviation: 0.89	

19. How many times (if any) have you taken narcotics (opium, codeine, paragoric, demerol, percodan, oxycodone, oxycontin demerol, darvon other than heroin on your own - that is, without a doctor telling you to take them?)



1. 0	86	88%
2. 1-2	5	5%
3. 3-5	2	2%
4. 6-9	4	4%
5. 10-19	1	1%
6. 20-39	0	0%
7. 40+	0	0%
Total Responses:	98	
Mean: 1.26	Standard Deviation: 0.78	

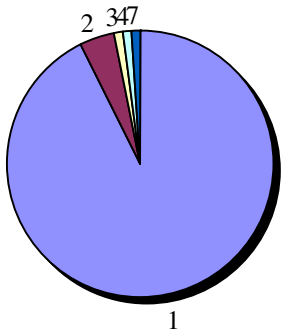
During the last 12 months



1. 0	83	86%
2. 1-2	7	7%
3. 3-5	3	3%
4. 6-9	2	2%
5. 10-19	1	1%
6. 20-39	0	0%
7. 40+	0	0%
Total Responses:	96	
Mean: 1.24	Standard Deviation: 0.71	

# Youth's Use

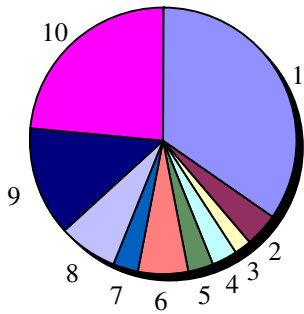
During the last 30 days



1. 0	88	93%
2. 1-2	4	4%
3. 3-5	1	1%
4. 6-9	1	1%
5. 10-19	0	0%
6. 20-39	0	0%
7. 40+	1	1%
Total Responses:	95	
Mean: 1.16	Standard Deviation: 0.73	

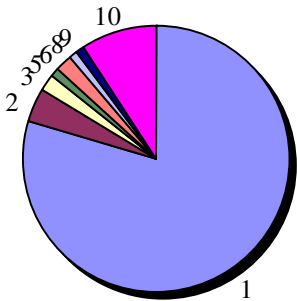
20. What grade were you in when you FIRST tried? Choose one for each line.

Cigarettes



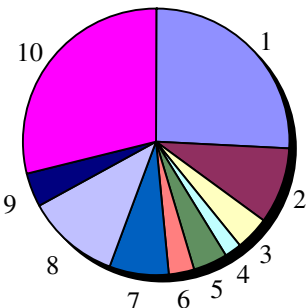
1. Never	34	35%
2. 1st	4	4%
3. 2nd	2	2%
4. 3rd	3	3%
5. 4th	3	3%
6. 5th	6	6%
7. 6th	3	3%
8. 7th	7	7%
9. 8th	13	13%
10. 9th or Higher	23	23%
Total Responses:	98	
Mean: 5.46	Standard Deviation: 3.85	

Smokeless tobacco (snuff, plug or chewing tobacco)



1. Never	78	80%
2. 1st	4	4%
3. 2nd	2	2%
4. 3rd	0	0%
5. 4th	1	1%
6. 5th	2	2%
7. 6th	0	0%
8. 7th	1	1%
9. 8th	1	1%
10. 9th or Higher	9	9%
Total Responses:	98	
Mean: 2.20	Standard Deviation: 2.83	

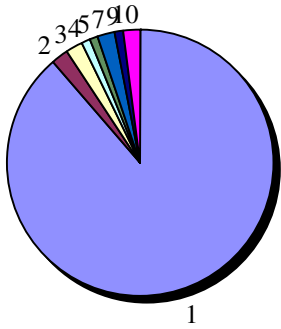
An alcoholic drink (more than a few sips)



1. Never	25	26%
2. 1st	9	9%
3. 2nd	4	4%
4. 3rd	2	2%
5. 4th	4	4%
6. 5th	3	3%
7. 6th	7	7%
8. 7th	11	11%
9. 8th	4	4%
10. 9th or Higher	28	29%
Total Responses:	97	
Mean: 5.71	Standard Deviation: 3.74	

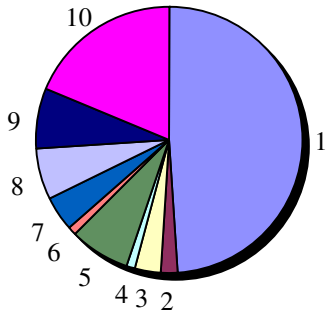
# Youth's Use

## Anabolic steroids (roids, puffers)



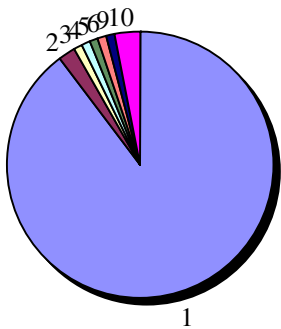
1. Never	86	89%
2. 1st	2	2%
3. 2nd	2	2%
4. 3rd	1	1%
5. 4th	1	1%
6. 5th	0	0%
7. 6th	2	2%
8. 7th	0	0%
9. 8th	1	1%
10. 9th or Higher	2	2%
Total Responses:	97	
Mean: 1.53	Standard Deviation: 1.79	

## Marijuana or hashish



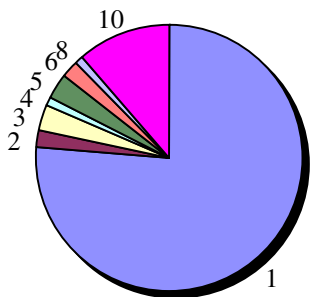
1. Never	47	49%
2. 1st	2	2%
3. 2nd	3	3%
4. 3rd	1	1%
5. 4th	7	7%
6. 5th	1	1%
7. 6th	4	4%
8. 7th	6	6%
9. 8th	7	7%
10. 9th or Higher	18	19%
Total Responses:	96	
Mean: 4.42	Standard Deviation: 3.82	

## Inhalants (glue, aerosold, poppers, amyl nitrite)



1. Never	87	90%
2. 1st	2	2%
3. 2nd	1	1%
4. 3rd	1	1%
5. 4th	1	1%
6. 5th	1	1%
7. 6th	0	0%
8. 7th	0	0%
9. 8th	1	1%
10. 9th or Higher	3	3%
Total Responses:	97	
Mean: 1.53	Standard Deviation: 1.87	

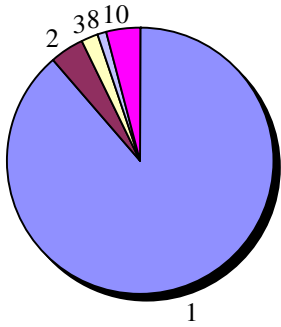
## MDMA ("ecstasy")



1. Never	74	76%
2. 1st	2	2%
3. 2nd	3	3%
4. 3rd	1	1%
5. 4th	3	3%
6. 5th	2	2%
7. 6th	0	0%
8. 7th	1	1%
9. 8th	0	0%
10. 9th or Higher	11	11%
Total Responses:	97	
Mean: 2.43	Standard Deviation: 3.00	

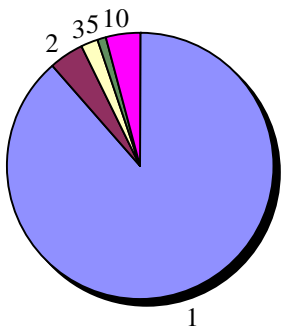
# Youth's Use

## Ketamine ("special K")



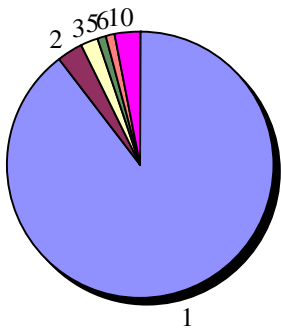
1. Never	86	89%
2. 1st	4	4%
3. 2nd	2	2%
4. 3rd	0	0%
5. 4th	0	0%
6. 5th	0	0%
7. 6th	0	0%
8. 7th	1	1%
9. 8th	0	0%
10. 9th or Higher	4	4%
<b>Total Responses:</b>	<b>97</b>	
<b>Mean: 1.53</b>	<b>Standard Deviation: 1.93</b>	

## Amphetamines (speed, uppers, crystal meth, crank)



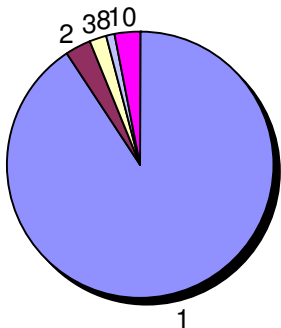
1. Never	85	89%
2. 1st	4	4%
3. 2nd	2	2%
4. 3rd	0	0%
5. 4th	1	1%
6. 5th	0	0%
7. 6th	0	0%
8. 7th	0	0%
9. 8th	0	0%
10. 9th or Higher	4	4%
<b>Total Responses:</b>	<b>96</b>	
<b>Mean: 1.50</b>	<b>Standard Deviation: 1.86</b>	

## Dextromethorphan (DxM)



1. Never	86	90%
2. 1st	3	3%
3. 2nd	2	2%
4. 3rd	0	0%
5. 4th	1	1%
6. 5th	1	1%
7. 6th	0	0%
8. 7th	0	0%
9. 8th	0	0%
10. 9th or Higher	3	3%
<b>Total Responses:</b>	<b>96</b>	
<b>Mean: 1.45</b>	<b>Standard Deviation: 1.70</b>	

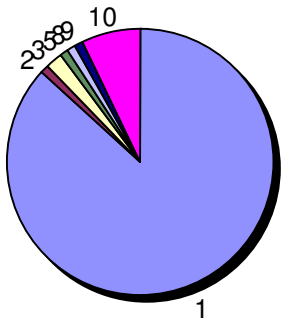
## Rohypnol ("roofie")



1. Never	88	91%
2. 1st	3	3%
3. 2nd	2	2%
4. 3rd	0	0%
5. 4th	0	0%
6. 5th	0	0%
7. 6th	0	0%
8. 7th	1	1%
9. 8th	0	0%
10. 9th or Higher	3	3%
<b>Total Responses:</b>	<b>97</b>	
<b>Mean: 1.42</b>	<b>Standard Deviation: 1.73</b>	

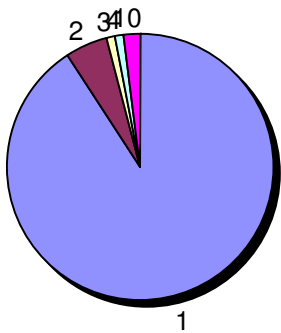
# Youth's Use

## Tranquilizers (Xanax, Clonopin, Valium, Miltown)



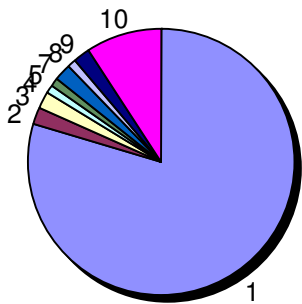
1. Never	85	87%
2. 1st	1	1%
3. 2nd	2	2%
4. 3rd	0	0%
5. 4th	1	1%
6. 5th	0	0%
7. 6th	0	0%
8. 7th	1	1%
9. 8th	1	1%
10. 9th or Higher	7	7%
Total Responses:	98	
Mean: 1.89	Standard Deviation: 2.54	

## Crack cocaine



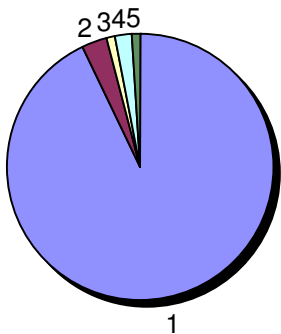
1. Never	89	91%
2. 1st	5	5%
3. 2nd	1	1%
4. 3rd	1	1%
5. 4th	0	0%
6. 5th	0	0%
7. 6th	0	0%
8. 7th	0	0%
9. 8th	0	0%
10. 9th or Higher	2	2%
Total Responses:	98	
Mean: 1.29	Standard Deviation: 1.33	

## Cocaine (other than crack)



1. Never	78	80%
2. 1st	2	2%
3. 2nd	2	2%
4. 3rd	1	1%
5. 4th	1	1%
6. 5th	0	0%
7. 6th	2	2%
8. 7th	1	1%
9. 8th	2	2%
10. 9th or Higher	9	9%
Total Responses:	98	
Mean: 2.32	Standard Deviation: 2.95	

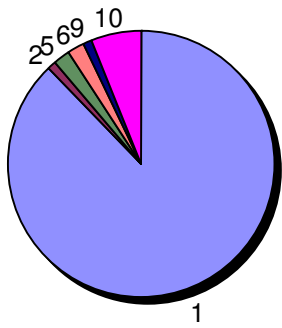
## Heroin (smack, horse, skag)



1. Never	91	93%
2. 1st	3	3%
3. 2nd	1	1%
4. 3rd	2	2%
5. 4th	1	1%
6. 5th	0	0%
7. 6th	0	0%
8. 7th	0	0%
9. 8th	0	0%
10. 9th or Higher	0	0%
Total Responses:	98	
Mean: 1.15	Standard Deviation: 0.63	

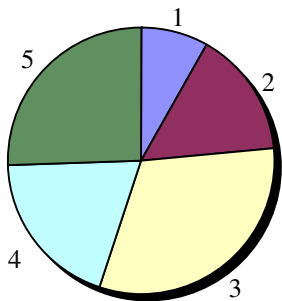
# Youth's Use

Any narcotic other than heroin (opium, codeine, paragoric, demorol, percodan, oxycodone, oxycontin darvon)



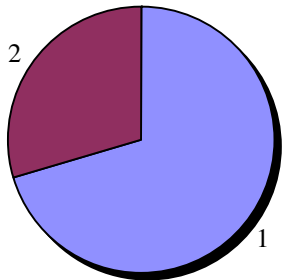
1. Never	86	88%
2. 1st	1	1%
3. 2nd	0	0%
4. 3rd	0	0%
5. 4th	2	2%
6. 5th	2	2%
7. 6th	0	0%
8. 7th	0	0%
9. 8th	1	1%
10. 9th or Higher	6	6%
Total Responses:	98	
Mean: 1.83	Standard Deviation: 2.42	

21. How difficult do you think it is for someone your age to obtain help in dealing with a drug problem? Choose one.



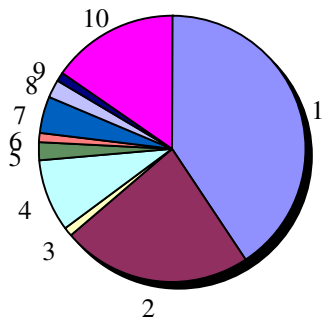
1. Very Difficult	8	8%
2. Fairly Difficult	15	15%
3. Fairly Easy	31	32%
4. Very easy	19	19%
5. Don't know	25	26%
Total Responses:	98	
Mean: 3.39	Standard Deviation: 1.25	

22. Would you be willing to take a simple lab test to show that you don't use drugs?



1. Yes	69	70%
2. No	29	30%
Total Responses:	98	
Mean: 1.30	Standard Deviation: 0.46	

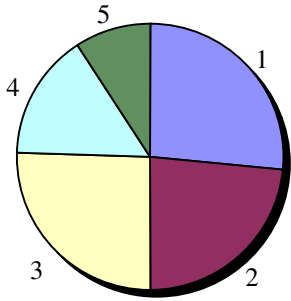
23. Where do you get most of your information about the effects that drugs have on the people that use them? Choose all that apply.



1. Teachers or Counselors	37	41%
2. Friends, Brothers or Sisters	21	23%
3. Your Doctor	1	1%
4. Your Parents	8	9%
5. Other Family Adults	2	2%
6. Police	1	1%
7. Newspapers or Magazines	4	4%
8. Books	2	2%
9. Radio or TV	1	1%
10. Don't Know	14	15%
Total Responses:	91	
Mean: 3.55	Standard Deviation: 3.34	

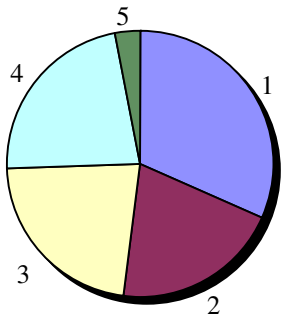
# Youth's Use

24. What level of influence have the following sources had on your decisions to not use drugs?



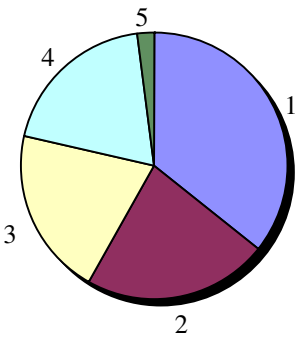
1. None	26	27%
2. Some	23	23%
3. Great	25	26%
4. Very Great	15	15%
5. Can't Say	9	9%
Total Responses:	98	
Mean: 2.57	Standard Deviation: 1.28	

Brothers, Sisters



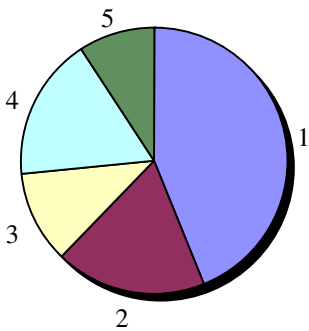
1. None	31	32%
2. Some	20	20%
3. Great	22	22%
4. Very Great	22	22%
5. Can't Say	3	3%
Total Responses:	98	
Mean: 2.45	Standard Deviation: 1.24	

Teachers, Counselors



1. None	35	36%
2. Some	22	22%
3. Great	20	20%
4. Very Great	19	19%
5. Can't Say	2	2%
Total Responses:	98	
Mean: 2.30	Standard Deviation: 1.20	

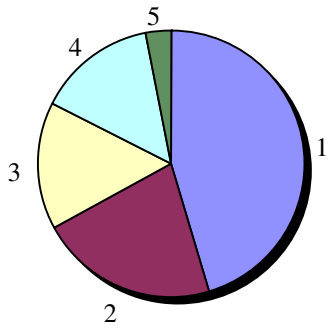
D.A.R.E. program



1. None	43	44%
2. Some	18	18%
3. Great	11	11%
4. Very Great	17	17%
5. Can't Say	9	9%
Total Responses:	98	
Mean: 2.30	Standard Deviation: 1.42	

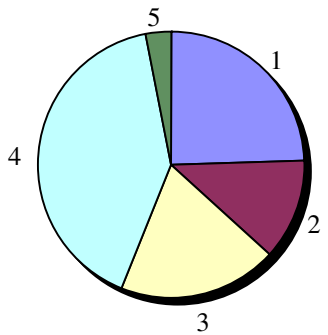
# Youth's Use

## Police Officers



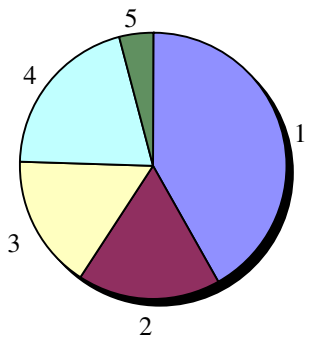
1. None	44	45%
2. Some	21	22%
3. Great	15	15%
4. Very Great	14	14%
5. Can't Say	3	3%
Total Responses:	97	
Mean: 2.08	Standard Deviation: 1.21	

## Parents



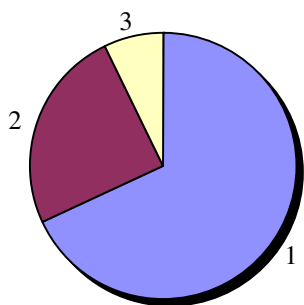
1. None	24	24%
2. Some	12	12%
3. Great	19	19%
4. Very Great	40	41%
5. Can't Say	3	3%
Total Responses:	98	
Mean: 2.86	Standard Deviation: 1.28	

## Anti-drug Commercials on Television



1. None	41	42%
2. Some	17	17%
3. Great	16	16%
4. Very Great	20	20%
5. Can't Say	4	4%
Total Responses:	98	
Mean: 2.28	Standard Deviation: 1.31	

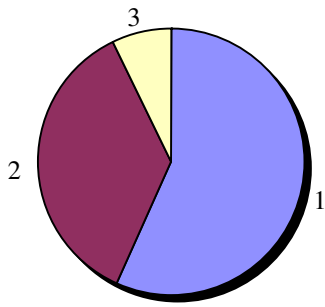
## 25. How worried are you that you will be injured by another student at school?



1. I never worry about that.	66	68%
2. I worry about that a little.	24	25%
3. I worry about that a lot.	7	7%
Total Responses:	97	
Mean: 1.39	Standard Deviation: 0.62	

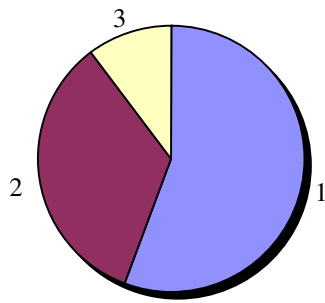
# Youth's Use

26. How worried are you that you will be injured by someone while you are outside in your neighborhood?



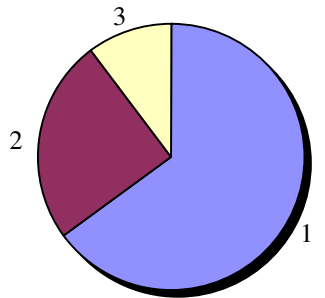
1. I never worry about that.	55	57%
2. I worry about that a little.	35	36%
3. I worry about that a lot.	7	7%
Total Responses:	97	
Mean: 1.51	Standard Deviation: 0.63	

27. How worried are you that you will be injured by someone when you go out in public, such as to the beach, to a mall, or to a game or concert?



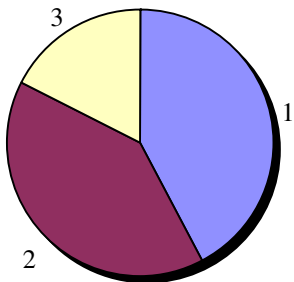
1. I never worry about that.	54	56%
2. I worry about that a little.	33	34%
3. I worry about that a lot.	10	10%
Total Responses:	97	
Mean: 1.55	Standard Deviation: 0.68	

28. How worried are you that you will be injured by an adult, either in your home or in your neighborhood?



1. I never worry about that.	63	65%
2. I worry about that a little.	24	25%
3. I worry about that a lot.	10	10%
Total Responses:	97	
Mean: 1.45	Standard Deviation: 0.68	

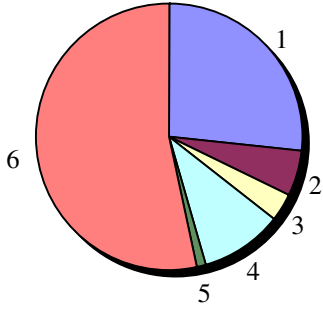
29. How worried are you that you will be injured by a gun?



1. I never worry about that.	41	42%
2. I worry about that a little.	39	40%
3. I worry about that a lot.	17	18%
Total Responses:	97	
Mean: 1.75	Standard Deviation: 0.74	

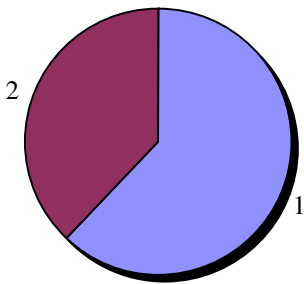
# Youth's Use

30. What is your race? Choose one.



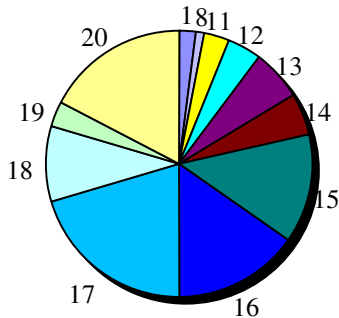
1. White	24	27%
2. Black	5	6%
3. Brown, Mulatto (White + Black)	3	3%
4. Mixed Race (White + Native)	9	10%
5. Yellow, Oriental	1	1%
6. Other race group, (specify below)	48	53%
Total Responses:	90	
Mean: 4.13	Standard Deviation: 2.20	

31. What is your sex? Choose one.



1. Male	59	62%
2. Female	36	38%
Total Responses:	95	
Mean: 1.38	Standard Deviation: 0.49	

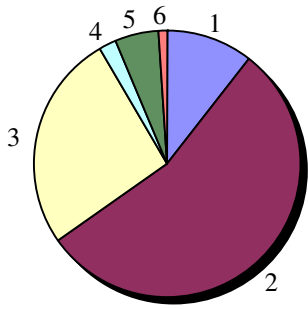
32. How old were you on your last birthday?



1. 1	2	2%	11. 11	3	3%
2. 2	0	0%	12. 12	4	4%
3. 3	0	0%	13. 13	6	6%
4. 4	0	0%	14. 14	5	5%
5. 5	0	0%	15. 15	13	13%
6. 6	0	0%	16. 16	15	15%
7. 7	0	0%	17. 17	20	20%
8. 8	1	1%	18. 18	9	9%
9. 9	0	0%	19. 19	3	3%
10. 10	0	0%	20. 20 or more	17	17%
			Total Responses:	98	
			Mean: 16.05	Standard Deviation: 3.36	

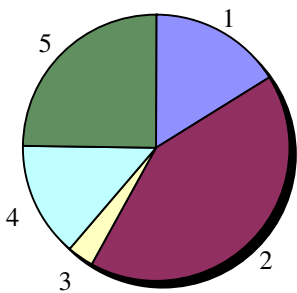
# Youth's Use

33. Which of the following people live in the same household with you? Choose all that apply.



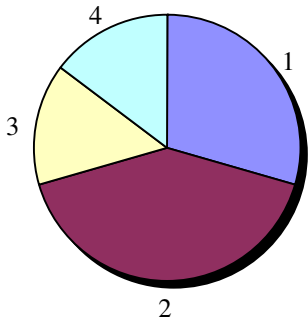
1. I live alone	10	11%
2. Father (or male guardian)	52	55%
3. Mother (or female guardian)	25	26%
4. Other relative(s)	2	2%
5. Non-relative(s)	5	5%
6. Grandparent(s)	1	1%
Total Responses:	95	
Mean: 2.40	Standard Deviation: 0.97	

34. What is your religious preference? Choose one



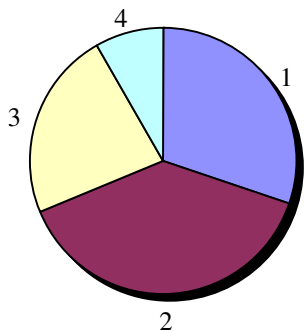
1. Protestant	15	16%
2. Roman Catholic	39	42%
3. Jewish	3	3%
4. Other Religion	13	14%
5. None	23	25%
Total Responses:	93	
Mean: 2.89	Standard Deviation: 1.49	

35. How often do you attend religious services? Choose one



1. Never	28	29%
2. Rarely	39	41%
3. Once or twice a month	14	15%
4. About once a week or more	14	15%
Total Responses:	95	
Mean: 2.15	Standard Deviation: 1.01	

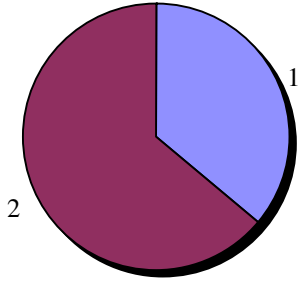
36. How important is religion in your life? Choose One



1. Not important	29	30%
2. A little important	37	39%
3. Pretty important	22	23%
4. Very important	8	8%
Total Responses:	96	
Mean: 2.09	Standard Deviation: 0.93	

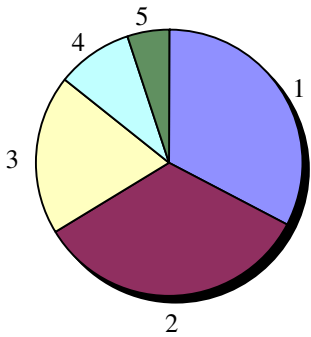
# Youth's Use

37. Have you changed homes in the past year?



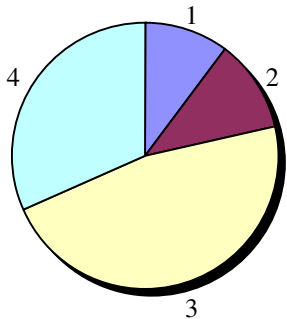
1. Yes	35	36%
2. No	62	64%
Total Responses:	97	
Mean: 1.64	Standard Deviation: 0.48	

38. How many times have you changed homes in the last 10 years?



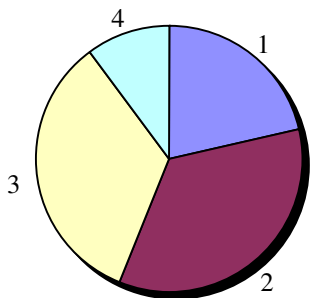
1. Never	32	33%
2. 1 or 2 times	33	34%
3. 3 or 4 times	19	19%
4. 5 or 6 times	9	9%
5. 7 or more times	5	5%
Total Responses:	98	
Mean: 2.20	Standard Deviation: 1.15	

39. The rules in my family are clear.



1. NO!	10	10%
2. no	11	11%
3. yes	46	47%
4. YES!	31	32%
Total Responses:	98	
Mean: 3.00	Standard Deviation: 0.92	

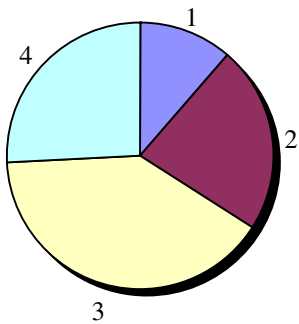
40. People in my family often insult or yell at each other.



1. NO!	21	21%
2. no	34	35%
3. yes	33	34%
4. YES!	10	10%
Total Responses:	98	
Mean: 2.33	Standard Deviation: 0.93	

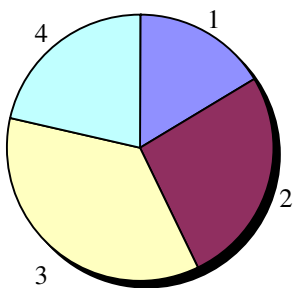
# Youth's Use

41. When I am not home, one of my parents knows where I am and who I am with.



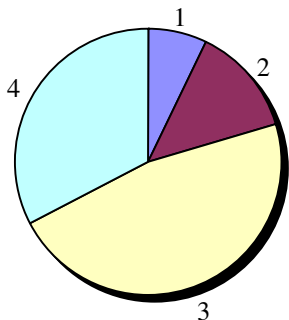
1. NO!	11	11%
2. no	22	23%
3. yes	39	40%
4. YES!	25	26%
Total Responses:	97	
Mean: 2.80	Standard Deviation: 0.95	

42. We argue about the same things in my family over and over.



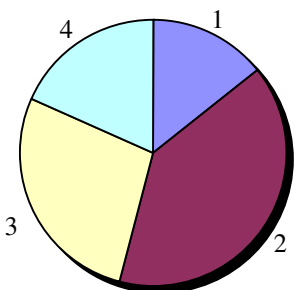
1. NO!	16	16%
2. no	26	27%
3. yes	35	36%
4. YES!	21	21%
Total Responses:	98	
Mean: 2.62	Standard Deviation: 1.00	

43. My family has clear rules about alcohol and drug use.



1. NO!	7	7%
2. no	13	13%
3. yes	46	47%
4. YES!	32	33%
Total Responses:	98	
Mean: 3.05	Standard Deviation: 0.87	

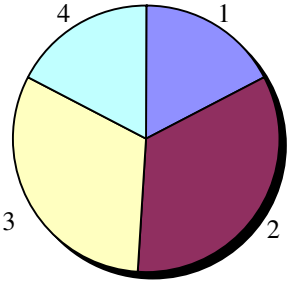
44. My parents notice when I am doing a good job and let me know about it.



1. Never / Almost Never	14	14%
2. Sometimes	39	40%
3. Often	27	28%
4. All the time	18	18%
Total Responses:	98	
Mean: 2.50	Standard Deviation: 0.96	

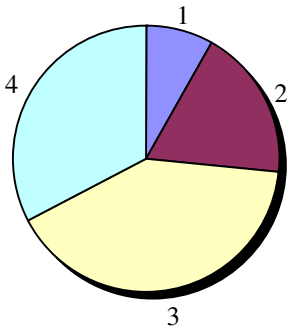
# Youth's Use

45. How often do your parents tell you they're proud of you for something you've done?



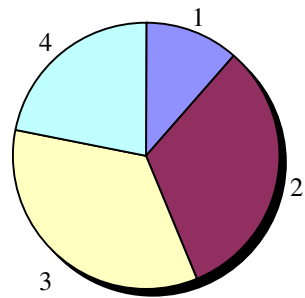
1. Never / Almost Never	17	17%
2. Sometimes	33	34%
3. Often	31	32%
4. All the time	17	17%
Total Responses:	98	
Mean: 2.49	Standard Deviation: 0.98	

46. Do you feel very close to your mother?



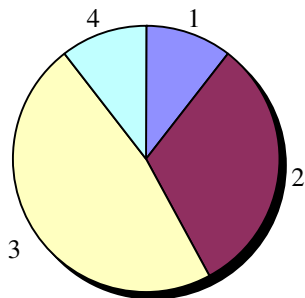
1. NO!	8	8%
2. no	18	18%
3. yes	40	41%
4. YES!	32	33%
Total Responses:	98	
Mean: 2.98	Standard Deviation: 0.92	

47. Do you share your thoughts and feelings with your mother?



1. NO!	11	11%
2. no	31	32%
3. yes	33	34%
4. YES!	21	22%
Total Responses:	96	
Mean: 2.67	Standard Deviation: 0.95	

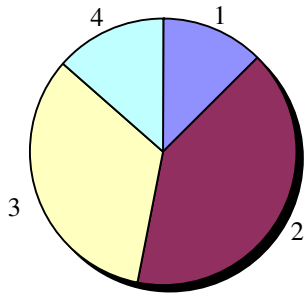
48. My parents ask me what I think before most family decisions affecting me are made



1. NO!	10	11%
2. no	30	32%
3. yes	45	47%
4. YES!	10	11%
Total Responses:	95	
Mean: 2.58	Standard Deviation: 0.82	

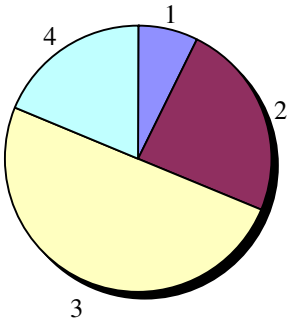
# Youth's Use

49. Do you share your thoughts and feelings with your father?



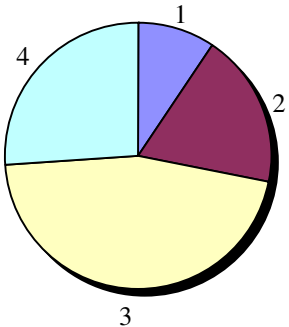
1. NO!	12	12%
2. no	39	41%
3. yes	32	33%
4. YES!	13	14%
Total Responses:	96	
Mean: 2.48	Standard Deviation: 0.88	

50. Do you enjoy spending time with your mother?



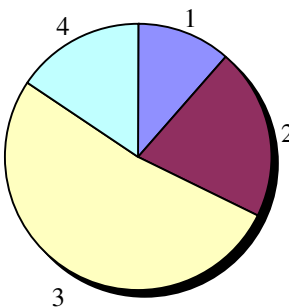
1. NO!	7	7%
2. no	23	24%
3. yes	48	50%
4. YES!	18	19%
Total Responses:	96	
Mean: 2.80	Standard Deviation: 0.83	

51. Do you enjoy spending time with your father?



1. NO!	9	9%
2. no	18	19%
3. yes	44	46%
4. YES!	25	26%
Total Responses:	96	
Mean: 2.89	Standard Deviation: 0.90	

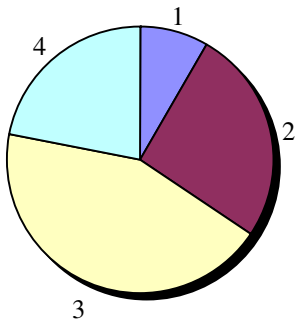
52. If I had a personal problem I could ask my mom or dad for help



1. NO!	11	11%
2. no	20	21%
3. yes	50	52%
4. YES!	15	16%
Total Responses:	96	
Mean: 2.72	Standard Deviation: 0.87	

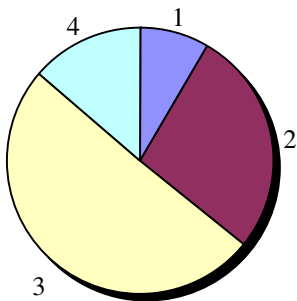
# Youth's Use

53. Do you feel very close to your father?



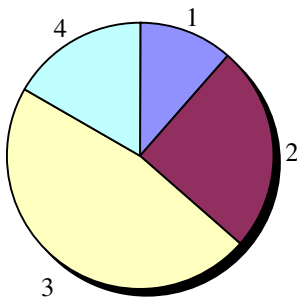
1. NO!	8	8%
2. no	25	26%
3. yes	42	44%
4. YES!	21	22%
Total Responses:	96	
Mean: 2.79	Standard Deviation: 0.88	

54. My parents give me lots of chances to do fun things with them



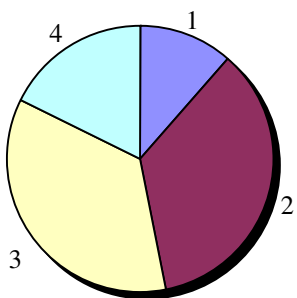
1. NO!	8	8%
2. no	26	27%
3. yes	48	51%
4. YES!	13	14%
Total Responses:	95	
Mean: 2.69	Standard Deviation: 0.81	

55. My parents ask if I've gotten my homework done



1. NO!	11	11%
2. no	24	25%
3. yes	45	47%
4. YES!	16	17%
Total Responses:	96	
Mean: 2.69	Standard Deviation: 0.89	

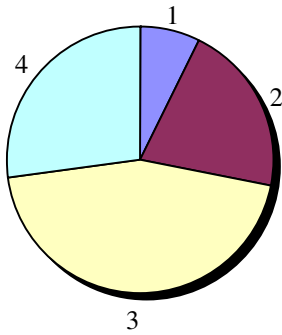
56. People in my family have serious arguments



1. NO!	11	11%
2. no	34	35%
3. yes	34	35%
4. YES!	17	18%
Total Responses:	96	
Mean: 2.59	Standard Deviation: 0.91	

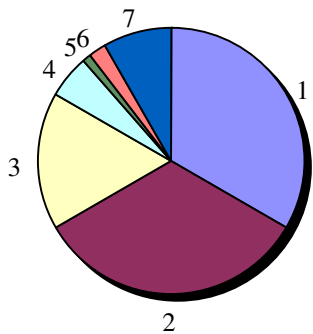
# Youth's Use

57. Would your parents know if you did not come home on time?



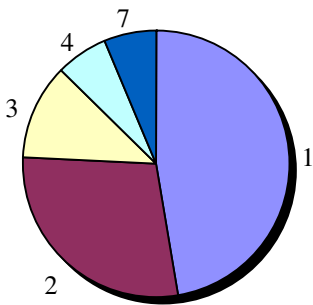
1. NO!	7	7%
2. no	20	21%
3. yes	43	45%
4. YES!	26	27%
Total Responses:	96	
Mean: 2.92	Standard Deviation: 0.88	

58. How many brothers and sisters, including stepbrothers and stepsisters, do you have:



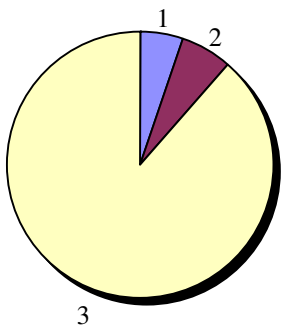
1. 0	32	33%
2. 1	32	33%
3. 2	16	17%
4. 3	5	5%
5. 4	1	1%
6. 5	2	2%
7. 6 or more	8	8%
Total Responses:	96	
Mean: 2.47	Standard Deviation: 1.74	

That are younger than you?



1. 0	45	47%
2. 1	27	28%
3. 2	11	12%
4. 3	6	6%
5. 4	0	0%
6. 5	0	0%
7. 6 or more	6	6%
Total Responses:	95	
Mean: 2.08	Standard Deviation: 1.56	

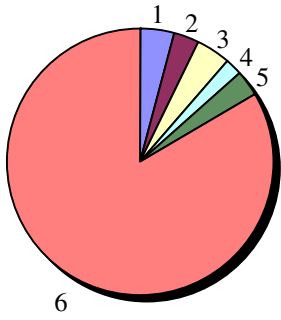
Where are you living now?



1. On a farm	5	5%
2. In the country, not on a farm	6	6%
3. In a city, town, or suburb	85	89%
Total Responses:	96	
Mean: 2.83	Standard Deviation: 0.50	

# Youth's Use

59. How long have you been living in the United States?



1. Less than 1 year	4	4%
2. 1 to 2 years	3	3%
3. 2 to 3 years	4	4%
4. 3 to 4 years	2	2%
5. 4 to 5 years	3	3%
6. More than 5 years	81	84%
Total Responses:	97	
Mean: 5.47	Standard Deviation: 1.32	