

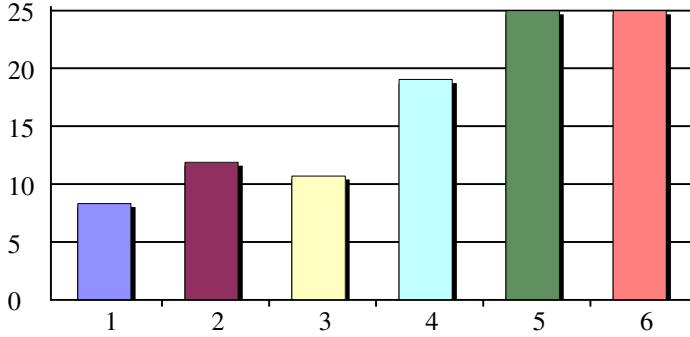
Youth Use

Creation Date: 5/4/2010

Time Interval: 3/27/2010 to 5/4/2010

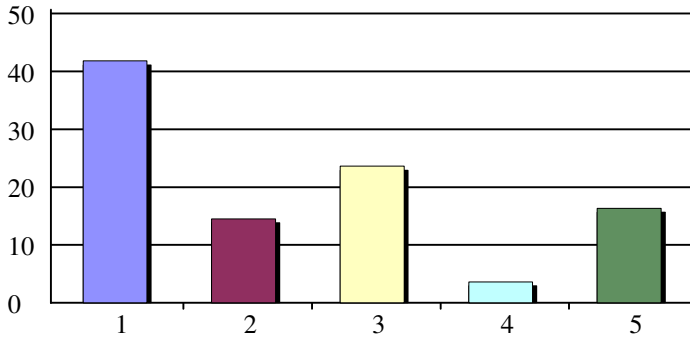
Total Respondents: 85

1. What is your grade level in school?



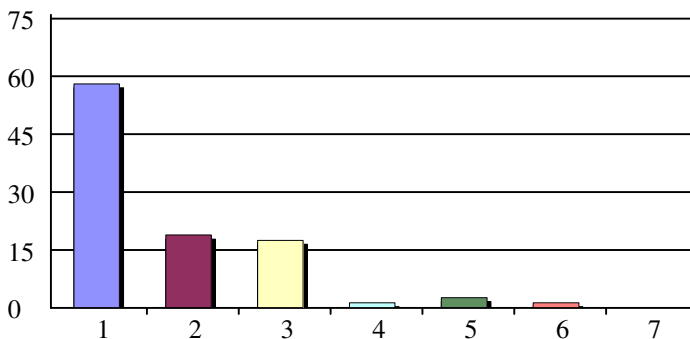
1. 7th grade	7	8%
2. 8th grade	10	12%
3. 9th grade	9	11%
4. 10th grade	16	19%
5. 11th grade	21	25%
6. 12th grade	21	25%
Total Responses:	84	
Mean:	4.15	Standard Deviation: 1.61

2. Have you ever smoked cigarettes? Choose one.



1. Never	23	42%
2. Once or twice only	8	15%
3. Occasionally but not regularly	13	24%
4. Regularly in the past	2	4%
5. Regularly Now	9	16%
Total Responses:	55	
Mean:	2.38	Standard Deviation: 1.47

3. How frequently have you smoked cigarettes during the PAST 30 DAYS? Choose one.

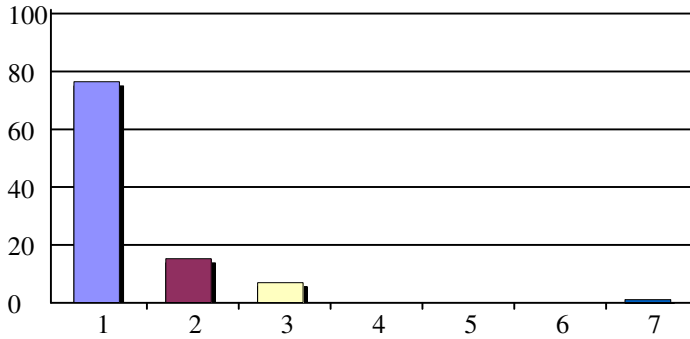


1. Not at all	43	58%
2. Less than one cigarette a day	14	19%
3. One to five cigarettes per day	13	18%
4. About one-half pack per day	1	1%
5. About one pack per day	2	3%
6. About 1 1/2 packs per day	1	1%
7. Two packs or more per day	0	0%
Total Responses:	74	
Mean:	1.76	Standard Deviation: 1.11

Youth Use

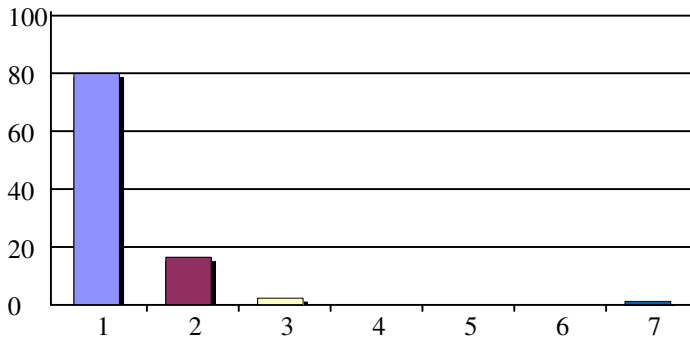
4. How many times (if any) have you used smokeless tobacco (snuff, chewing, tobacco, plug)?

Choose one from each line.



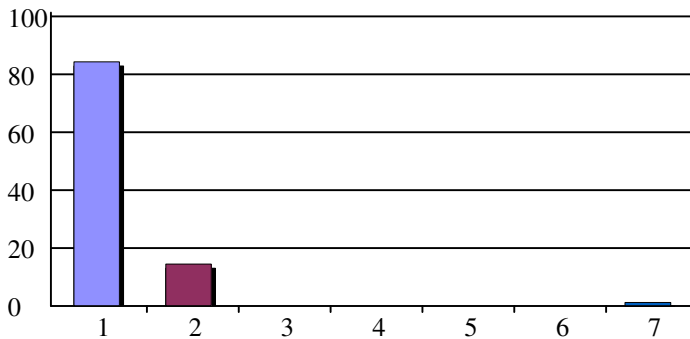
During the last 12 months

1. 0	65	76%
2. 1-2	13	15%
3. 3-5	6	7%
4. 6-9	0	0%
5. 10-19	0	0%
6. 20-39	0	0%
7. 40+	1	1%
Total Responses:	85	
Mean: 1.36	Standard Deviation: 0.86	



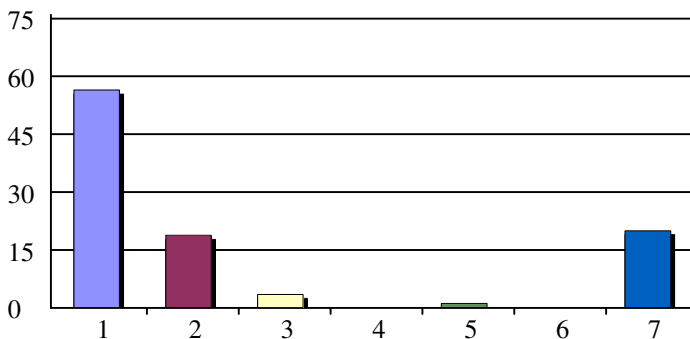
During the last 30 days

1. 0	68	80%
2. 1-2	14	16%
3. 3-5	2	2%
4. 6-9	0	0%
5. 10-19	0	0%
6. 20-39	0	0%
7. 40+	1	1%
Total Responses:	85	
Mean: 1.28	Standard Deviation: 0.78	



5. More specifically, how many times (if any) have you drunk beer?

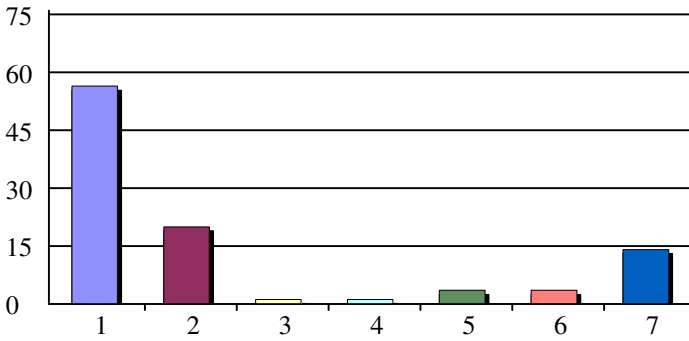
1. 0	70	84%
2. 1-2	12	14%
3. 3-5	0	0%
4. 6-9	0	0%
5. 10-19	0	0%
6. 20-39	0	0%
7. 40+	1	1%
Total Responses:	83	
Mean: 1.22	Standard Deviation: 0.73	



1. 0	48	56%
2. 1-2	16	19%
3. 3-5	3	4%
4. 6-9	0	0%
5. 10-19	1	1%
6. 20-39	0	0%
7. 40+	17	20%
Total Responses:	85	
Mean: 2.51	Standard Deviation: 2.35	

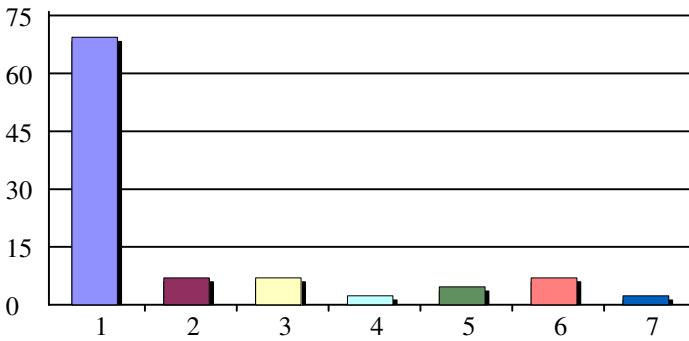
Youth Use

During the last 12 months



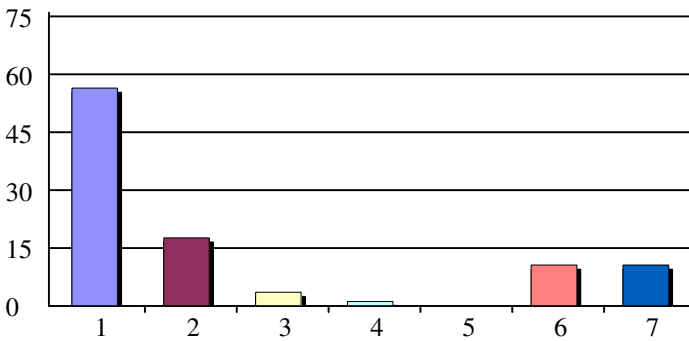
1. 0	48	56%
2. 1-2	17	20%
3. 3-5	1	1%
4. 6-9	1	1%
5. 10-19	3	4%
6. 20-39	3	4%
7. 40+	12	14%
Total Responses:	85	
Mean: 2.42	Standard Deviation: 2.22	

During the last 30 days



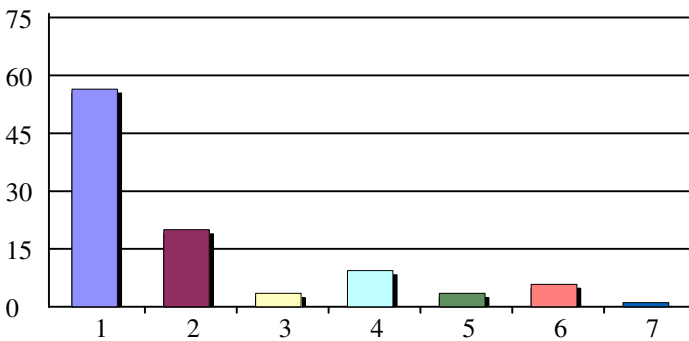
1. 0	59	69%
2. 1-2	6	7%
3. 3-5	6	7%
4. 6-9	2	2%
5. 10-19	4	5%
6. 20-39	6	7%
7. 40+	2	2%
Total Responses:	85	
Mean: 1.96	Standard Deviation: 1.74	

6. How many times (if any) have you had wine to drink?



1. 0	48	56%
2. 1-2	15	18%
3. 3-5	3	4%
4. 6-9	1	1%
5. 10-19	0	0%
6. 20-39	9	11%
7. 40+	9	11%
Total Responses:	85	
Mean: 2.45	Standard Deviation: 2.20	

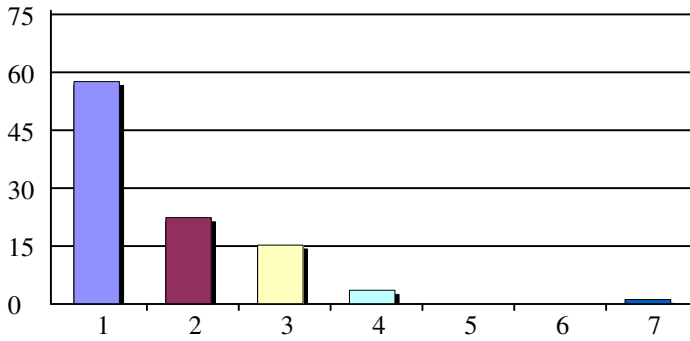
During the last 12 months



1. 0	48	56%
2. 1-2	17	20%
3. 3-5	3	4%
4. 6-9	8	9%
5. 10-19	3	4%
6. 20-39	5	6%
7. 40+	1	1%
Total Responses:	85	
Mean: 2.06	Standard Deviation: 1.60	

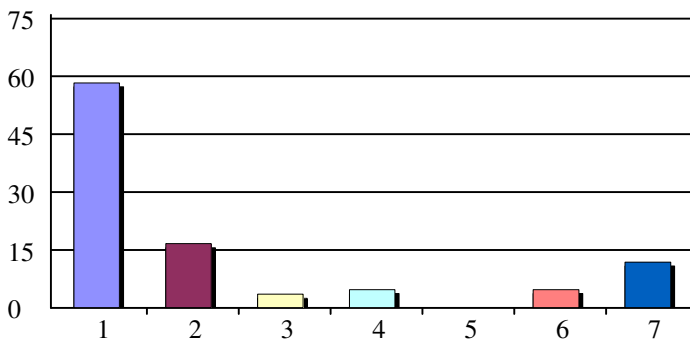
Youth Use

During the last 30 days



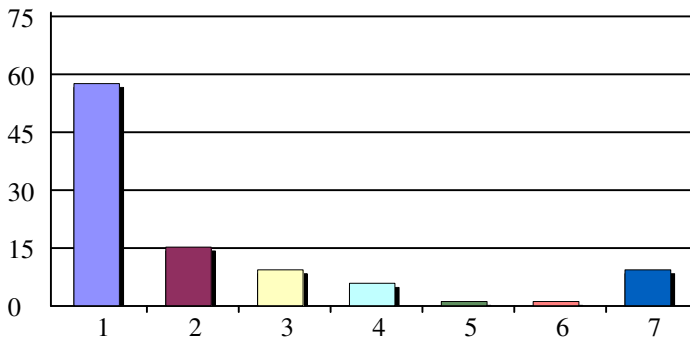
1. 0	49	58%
2. 1-2	19	22%
3. 3-5	13	15%
4. 6-9	3	4%
5. 10-19	0	0%
6. 20-39	0	0%
7. 40+	1	1%
Total Responses:	85	
Mean: 1.71	Standard Deviation: 1.04	

7. How many times (if any) have you had liquor to drink?



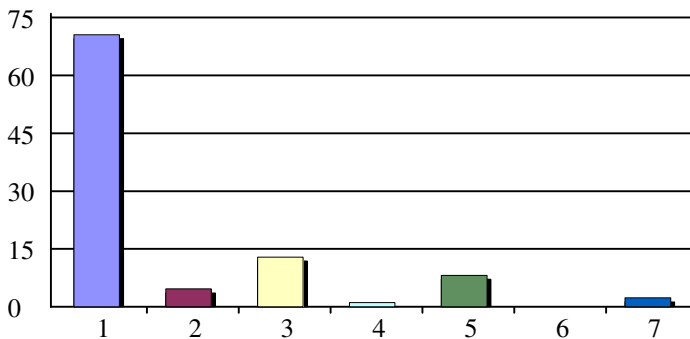
1. 0	49	58%
2. 1-2	14	17%
3. 3-5	3	4%
4. 6-9	4	5%
5. 10-19	0	0%
6. 20-39	4	5%
7. 40+	10	12%
Total Responses:	84	
Mean: 2.33	Standard Deviation: 2.12	

During the last 12 months



1. 0	49	58%
2. 1-2	13	15%
3. 3-5	8	9%
4. 6-9	5	6%
5. 10-19	1	1%
6. 20-39	1	1%
7. 40+	8	9%
Total Responses:	85	
Mean: 2.19	Standard Deviation: 1.89	

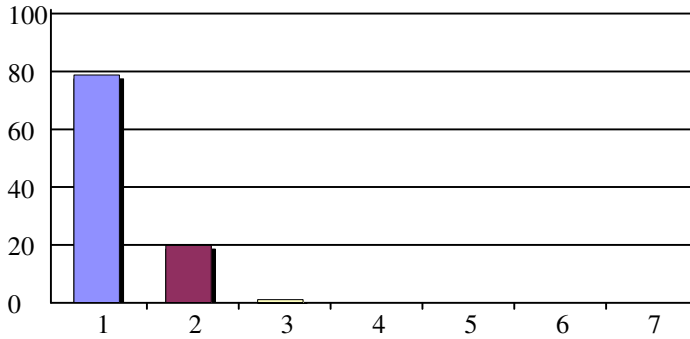
During the last 30 days



1. 0	60	71%
2. 1-2	4	5%
3. 3-5	11	13%
4. 6-9	1	1%
5. 10-19	7	8%
6. 20-39	0	0%
7. 40+	2	2%
Total Responses:	85	
Mean: 1.81	Standard Deviation: 1.48	

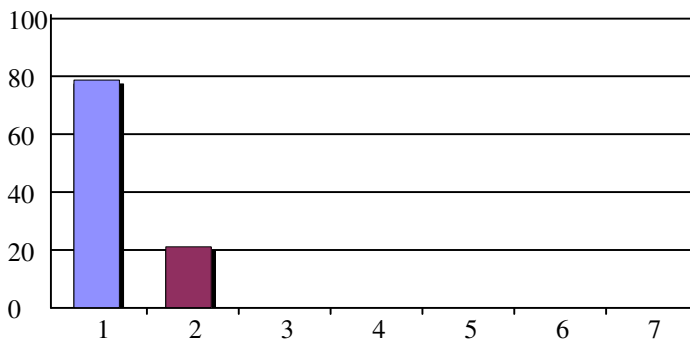
Youth Use

8. How many times (if any) have you used anabolic steroids ("roids", "puffers")?



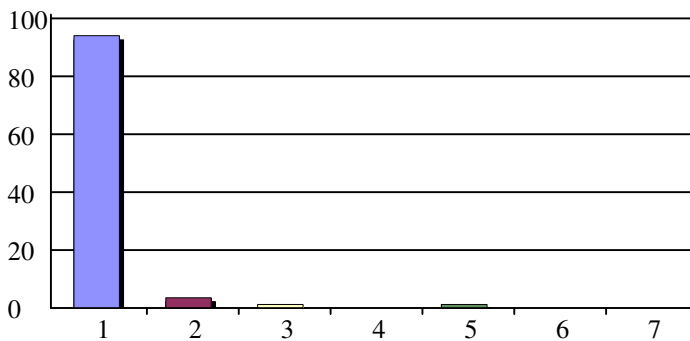
During the last 12 months

1. 0	67	79%
2. 1-2	17	20%
3. 3-5	1	1%
4. 6-9	0	0%
5. 10-19	0	0%
6. 20-39	0	0%
7. 40+	0	0%
Total Responses:	85	
Mean: 1.22	Standard Deviation: 0.45	



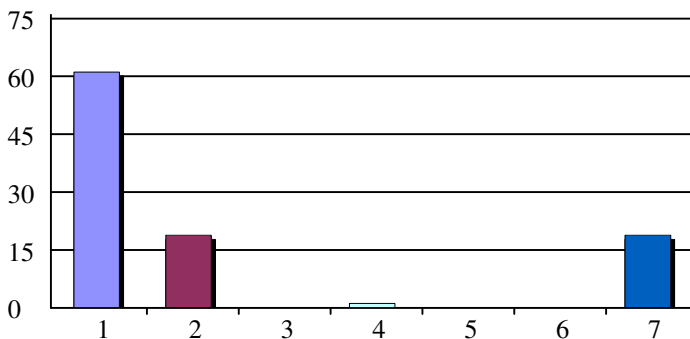
During the last 30 days

1. 0	67	79%
2. 1-2	18	21%
3. 3-5	0	0%
4. 6-9	0	0%
5. 10-19	0	0%
6. 20-39	0	0%
7. 40+	0	0%
Total Responses:	85	
Mean: 1.21	Standard Deviation: 0.41	



9. How many times (if any) have you used marijuana (grass, pot) or hashish (hash, hash oil)?

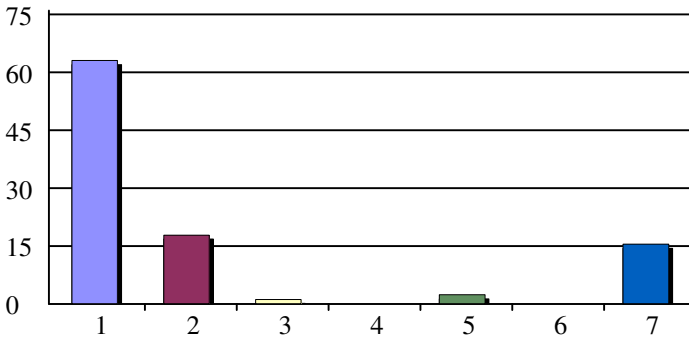
1. 0	80	94%
2. 1-2	3	4%
3. 3-5	1	1%
4. 6-9	0	0%
5. 10-19	1	1%
6. 20-39	0	0%
7. 40+	0	0%
Total Responses:	85	
Mean: 1.11	Standard Deviation: 0.51	



1. 0	52	61%
2. 1-2	16	19%
3. 3-5	0	0%
4. 6-9	1	1%
5. 10-19	0	0%
6. 20-39	0	0%
7. 40+	16	19%
Total Responses:	85	
Mean: 2.35	Standard Deviation: 2.30	

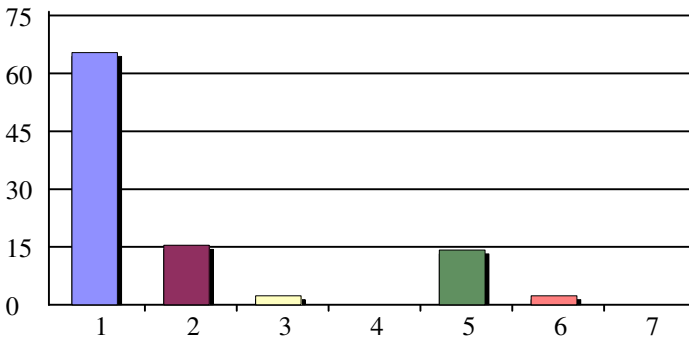
Youth Use

During the last 12 months



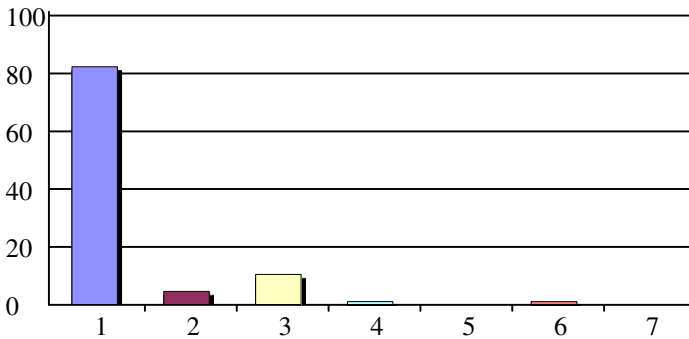
1. 0	53	63%
2. 1-2	15	18%
3. 3-5	1	1%
4. 6-9	0	0%
5. 10-19	2	2%
6. 20-39	0	0%
7. 40+	13	15%
Total Responses:	84	
Mean: 2.23	Standard Deviation: 2.18	

During the last 30 days



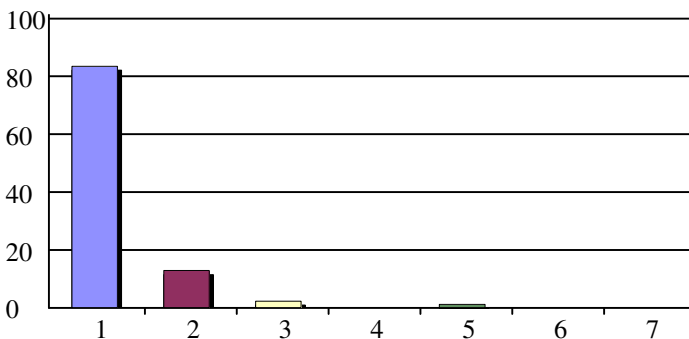
1. 0	55	65%
2. 1-2	13	15%
3. 3-5	2	2%
4. 6-9	0	0%
5. 10-19	12	14%
6. 20-39	2	2%
7. 40+	0	0%
Total Responses:	84	
Mean: 1.89	Standard Deviation: 1.54	

10. How many times (if any) have you used an inhalant to get high; such as sniffing glue, or breathing the contents of aerosol spray cans, or inhaling any other substances (poppers, amyl nitrite)?



1. 0	70	82%
2. 1-2	4	5%
3. 3-5	9	11%
4. 6-9	1	1%
5. 10-19	0	0%
6. 20-39	1	1%
7. 40+	0	0%
Total Responses:	85	
Mean: 1.35	Standard Deviation: 0.87	

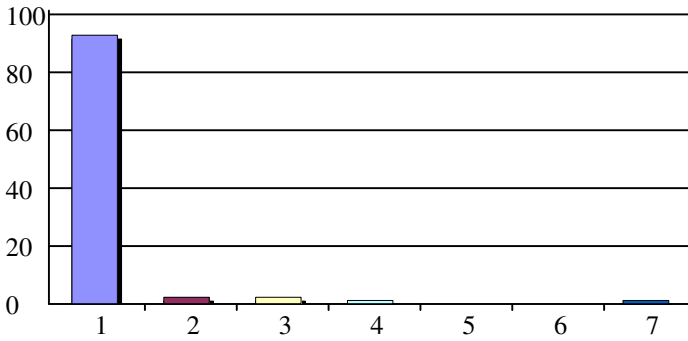
During the last 12 months



1. 0	71	84%
2. 1-2	11	13%
3. 3-5	2	2%
4. 6-9	0	0%
5. 10-19	1	1%
6. 20-39	0	0%
7. 40+	0	0%
Total Responses:	85	
Mean: 1.22	Standard Deviation: 0.61	

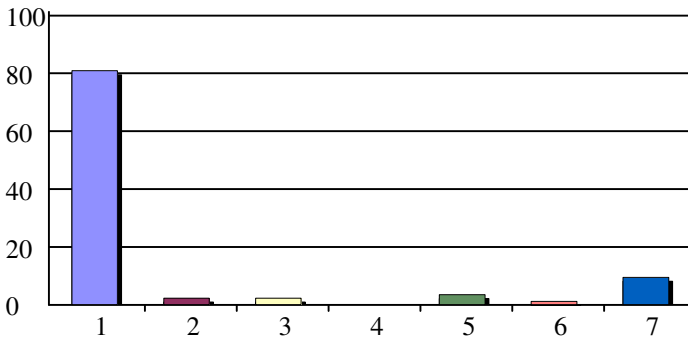
Youth Use

During the last 30 days



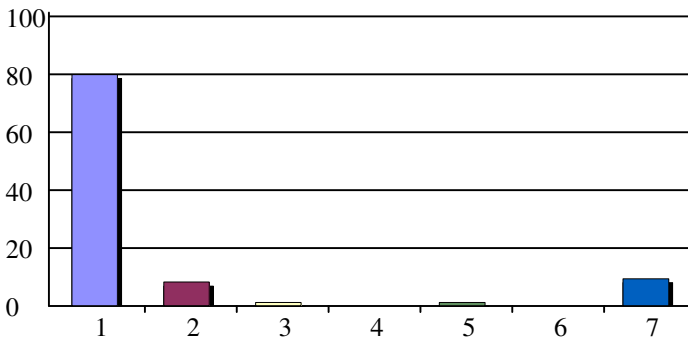
1. 0	79	93%
2. 1-2	2	2%
3. 3-5	2	2%
4. 6-9	1	1%
5. 10-19	0	0%
6. 20-39	0	0%
7. 40+	1	1%
Total Responses:	85	
Mean: 1.18	Standard Deviation: 0.79	

11. How many times (if any) have you used MDMA ("ECSTASY")?



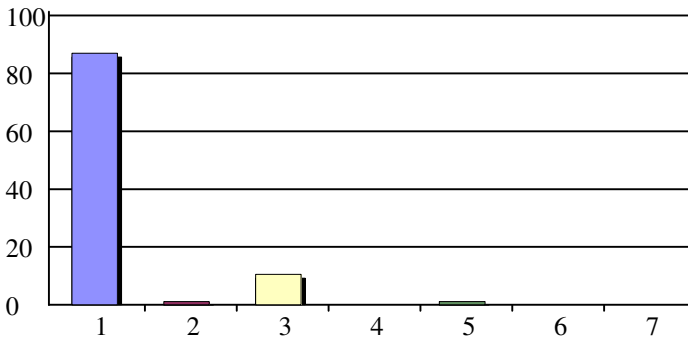
1. 0	68	81%
2. 1-2	2	2%
3. 3-5	2	2%
4. 6-9	0	0%
5. 10-19	3	4%
6. 20-39	1	1%
7. 40+	8	10%
Total Responses:	84	
Mean: 1.85	Standard Deviation: 1.94	

During the last 12 months



1. 0	68	80%
2. 1-2	7	8%
3. 3-5	1	1%
4. 6-9	0	0%
5. 10-19	1	1%
6. 20-39	0	0%
7. 40+	8	9%
Total Responses:	85	
Mean: 1.72	Standard Deviation: 1.80	

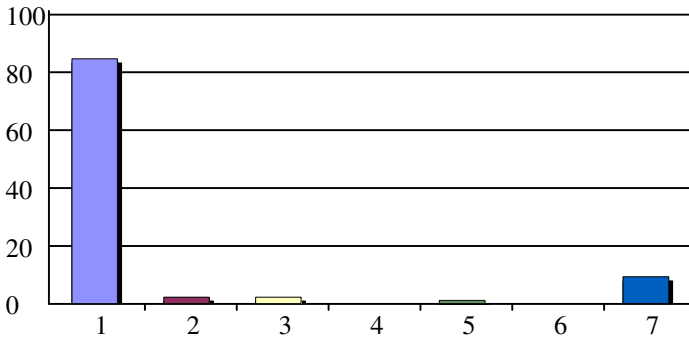
During the last 30 days



1. 0	74	87%
2. 1-2	1	1%
3. 3-5	9	11%
4. 6-9	0	0%
5. 10-19	1	1%
6. 20-39	0	0%
7. 40+	0	0%
Total Responses:	85	
Mean: 1.27	Standard Deviation: 0.75	

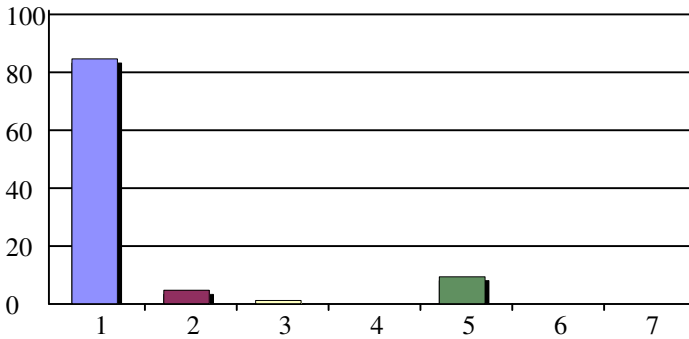
Youth Use

12. How many times (if any) have you taken amphetamines (like speed, uppers, crystal meth, crank) on your own - that is, without a doctor telling you to take them?



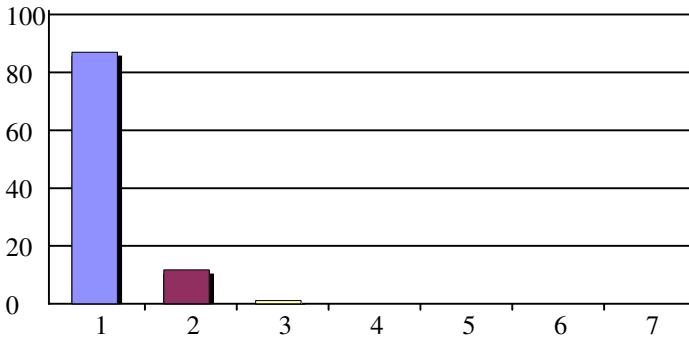
During the last 12 months

1. 0	72	85%
2. 1-2	2	2%
3. 3-5	2	2%
4. 6-9	0	0%
5. 10-19	1	1%
6. 20-39	0	0%
7. 40+	8	9%
Total Responses:	85	
Mean: 1.68	Standard Deviation: 1.81	



During the last 30 days

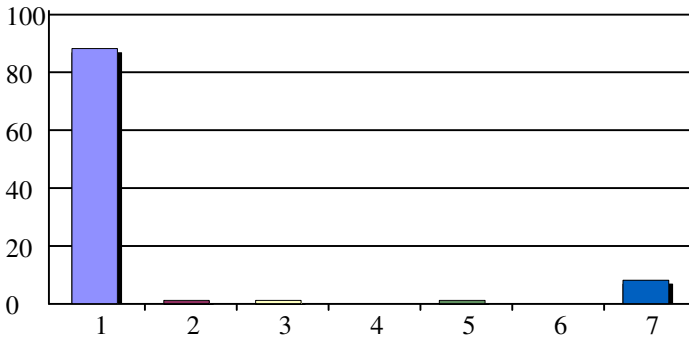
1. 0	72	85%
2. 1-2	4	5%
3. 3-5	1	1%
4. 6-9	0	0%
5. 10-19	8	9%
6. 20-39	0	0%
7. 40+	0	0%
Total Responses:	85	
Mean: 1.45	Standard Deviation: 1.19	



1. 0	74	87%
2. 1-2	10	12%
3. 3-5	1	1%
4. 6-9	0	0%
5. 10-19	0	0%
6. 20-39	0	0%
7. 40+	0	0%
Total Responses:	85	
Mean: 1.14	Standard Deviation: 0.38	

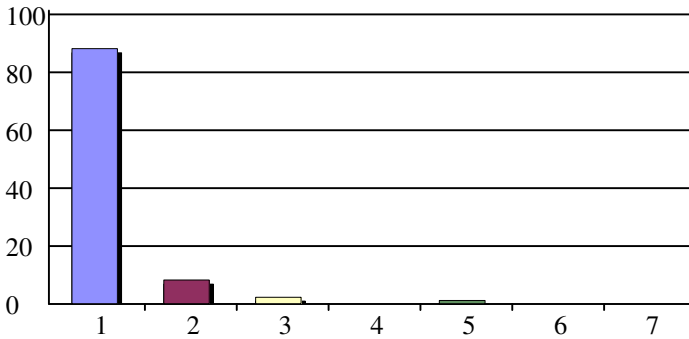
Youth Use

13. How many times (if any) have you taken dextromethorphan (DxM) on your own - that is, without a doctor telling you to take them?



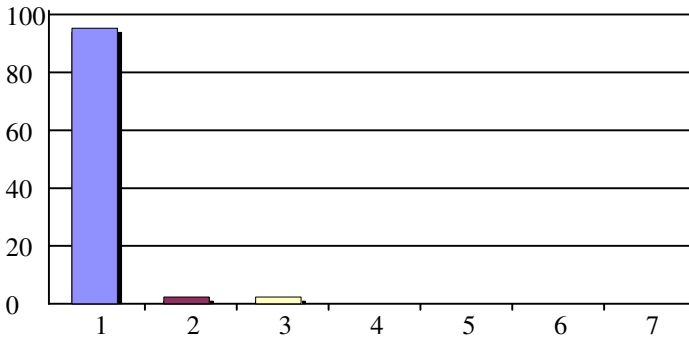
During the last 12 months

1. 0	75	88%
2. 1-2	1	1%
3. 3-5	1	1%
4. 6-9	0	0%
5. 10-19	1	1%
6. 20-39	0	0%
7. 40+	7	8%
Total Responses:	85	
Mean: 1.58	Standard Deviation: 1.71	



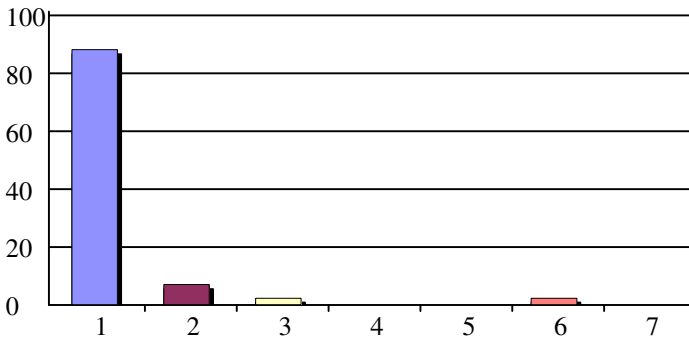
During the last 30 days

1. 0	75	88%
2. 1-2	7	8%
3. 3-5	2	2%
4. 6-9	0	0%
5. 10-19	1	1%
6. 20-39	0	0%
7. 40+	0	0%
Total Responses:	85	
Mean: 1.18	Standard Deviation: 0.58	



14. How many times (if any) have you taken the foreign sleeping pill, Rohypnol ("roofie")?

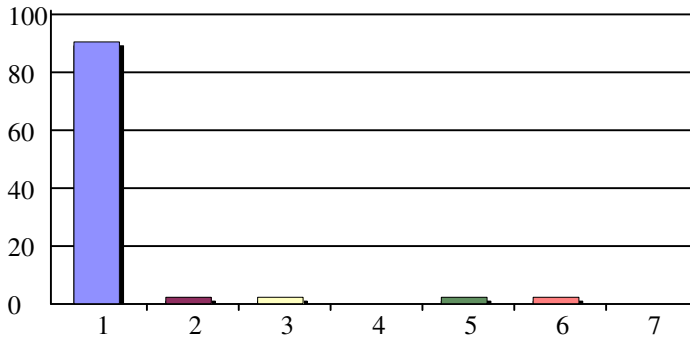
1. 0	81	95%
2. 1-2	2	2%
3. 3-5	2	2%
4. 6-9	0	0%
5. 10-19	0	0%
6. 20-39	0	0%
7. 40+	0	0%
Total Responses:	85	
Mean: 1.07	Standard Deviation: 0.34	



1. 0	75	88%
2. 1-2	6	7%
3. 3-5	2	2%
4. 6-9	0	0%
5. 10-19	0	0%
6. 20-39	2	2%
7. 40+	0	0%
Total Responses:	85	
Mean: 1.24	Standard Deviation: 0.84	

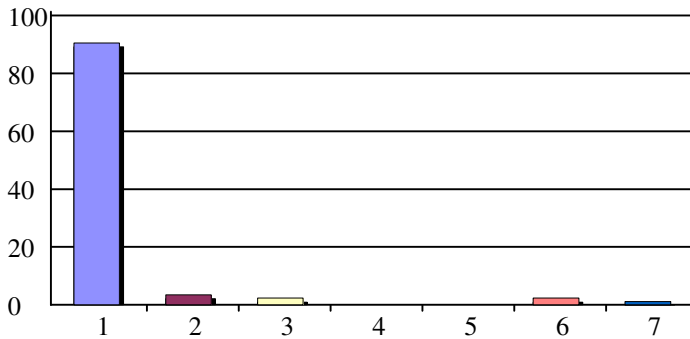
Youth Use

During the last 12 months



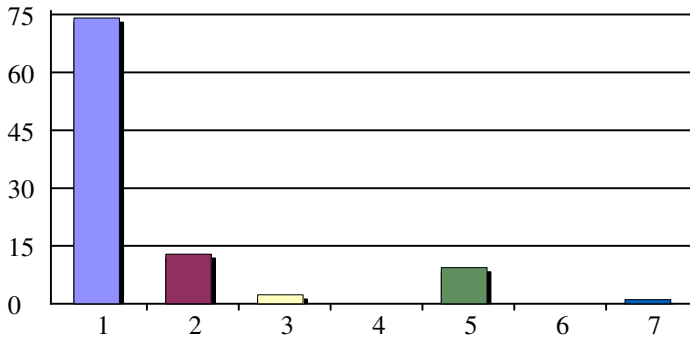
1. 0	77	91%
2. 1-2	2	2%
3. 3-5	2	2%
4. 6-9	0	0%
5. 10-19	2	2%
6. 20-39	2	2%
7. 40+	0	0%
Total Responses:	85	
Mean: 1.28	Standard Deviation: 1.01	

During the last 30 days



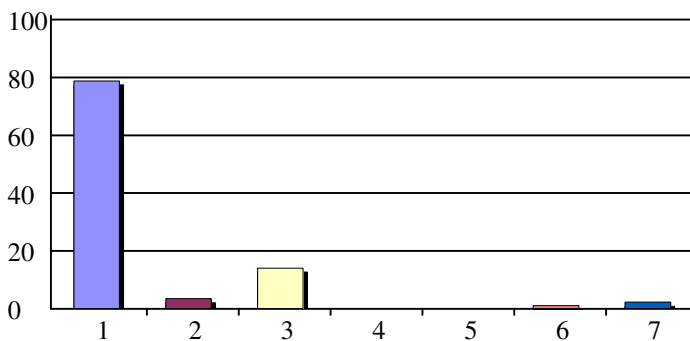
1. 0	77	91%
2. 1-2	3	4%
3. 3-5	2	2%
4. 6-9	0	0%
5. 10-19	0	0%
6. 20-39	2	2%
7. 40+	1	1%
Total Responses:	85	
Mean: 1.27	Standard Deviation: 1.04	

15. How many times (if any) have you taken tranquilizers (Xanax, Clonopin, Valium, Miltown) on your own - that is, without a doctor telling you to take them?



1. 0	63	74%
2. 1-2	11	13%
3. 3-5	2	2%
4. 6-9	0	0%
5. 10-19	8	9%
6. 20-39	0	0%
7. 40+	1	1%
Total Responses:	85	
Mean: 1.62	Standard Deviation: 1.34	

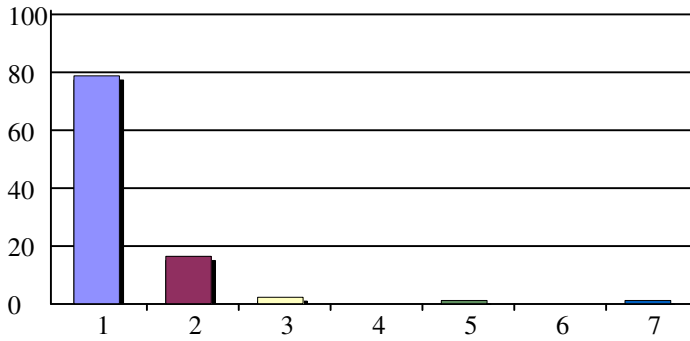
During the last 12 months



1. 0	67	79%
2. 1-2	3	4%
3. 3-5	12	14%
4. 6-9	0	0%
5. 10-19	0	0%
6. 20-39	1	1%
7. 40+	2	2%
Total Responses:	85	
Mean: 1.52	Standard Deviation: 1.22	

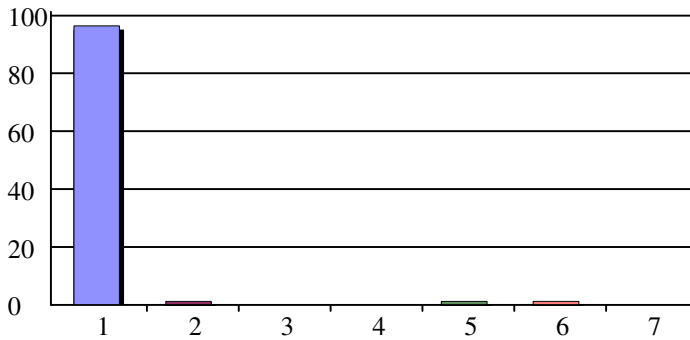
Youth Use

During the last 30 days



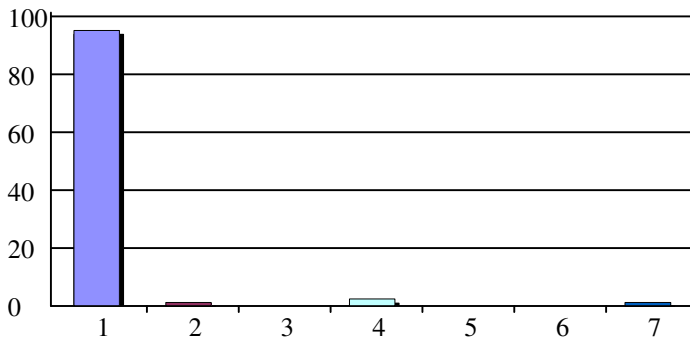
1. 0	67	79%
2. 1-2	14	16%
3. 3-5	2	2%
4. 6-9	0	0%
5. 10-19	1	1%
6. 20-39	0	0%
7. 40+	1	1%
Total Responses:	85	
Mean: 1.33	Standard Deviation: 0.88	

16. How many times (if any) have you smoked "crack" (cocaine in chunk or rock form)?



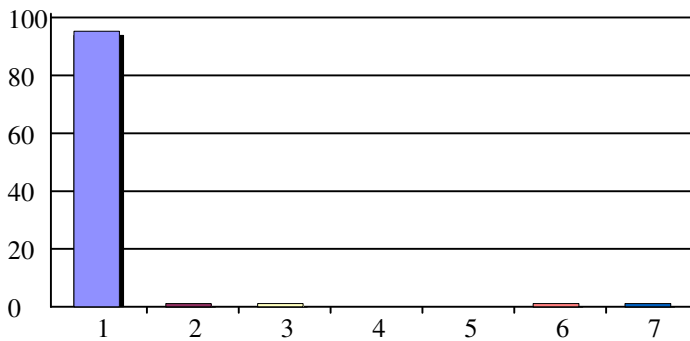
1. 0	81	96%
2. 1-2	1	1%
3. 3-5	0	0%
4. 6-9	0	0%
5. 10-19	1	1%
6. 20-39	1	1%
7. 40+	0	0%
Total Responses:	84	
Mean: 1.12	Standard Deviation: 0.70	

During the last 12 months



1. 0	80	95%
2. 1-2	1	1%
3. 3-5	0	0%
4. 6-9	2	2%
5. 10-19	0	0%
6. 20-39	0	0%
7. 40+	1	1%
Total Responses:	84	
Mean: 1.15	Standard Deviation: 0.80	

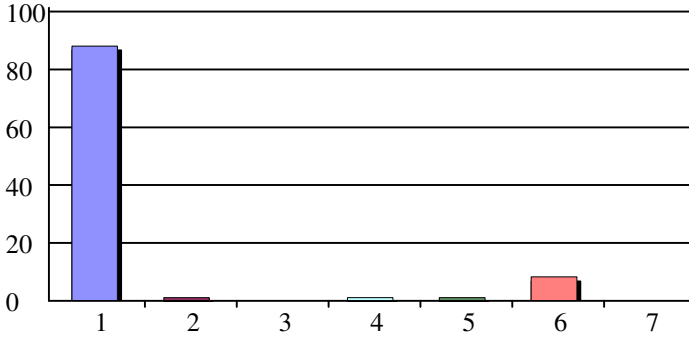
During the last 30 days



1. 0	80	95%
2. 1-2	1	1%
3. 3-5	1	1%
4. 6-9	0	0%
5. 10-19	0	0%
6. 20-39	1	1%
7. 40+	1	1%
Total Responses:	84	
Mean: 1.17	Standard Deviation: 0.88	

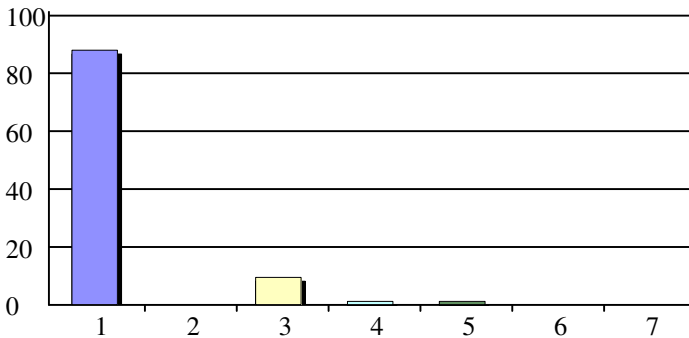
Youth Use

17. How many times (if any) have you used cocaine, excluding, "crack" cocaine, "rock"?



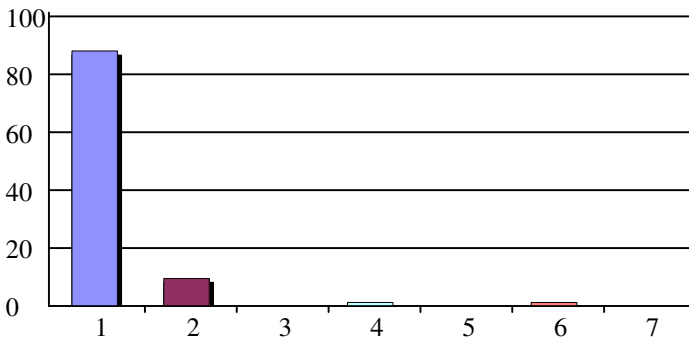
1. 0	74	88%
2. 1-2	1	1%
3. 3-5	0	0%
4. 6-9	1	1%
5. 10-19	1	1%
6. 20-39	7	8%
7. 40+	0	0%
Total Responses:	84	
Mean: 1.51	Standard Deviation: 1.47	

During the last 12 months



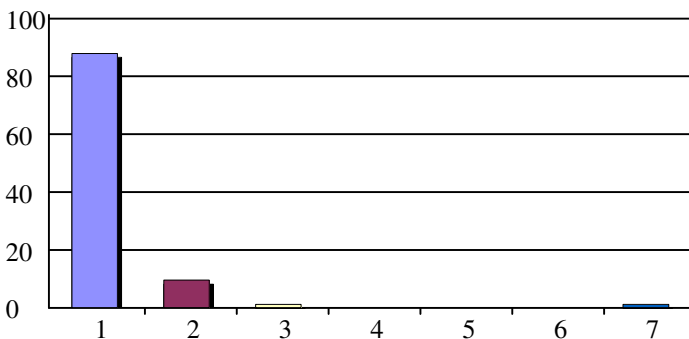
1. 0	74	88%
2. 1-2	0	0%
3. 3-5	8	10%
4. 6-9	1	1%
5. 10-19	1	1%
6. 20-39	0	0%
7. 40+	0	0%
Total Responses:	84	
Mean: 1.27	Standard Deviation: 0.78	

During the last 30 days



1. 0	74	88%
2. 1-2	8	10%
3. 3-5	0	0%
4. 6-9	1	1%
5. 10-19	0	0%
6. 20-39	1	1%
7. 40+	0	0%
Total Responses:	84	
Mean: 1.19	Standard Deviation: 0.69	

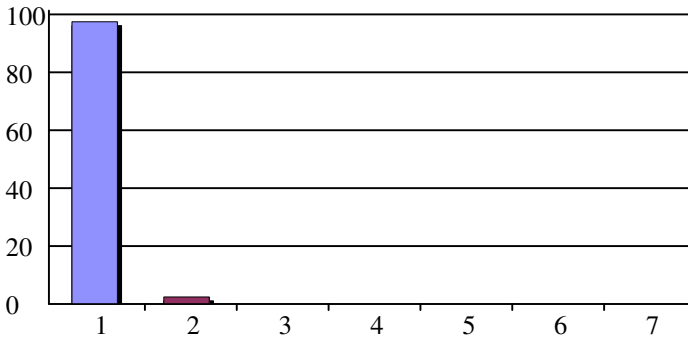
18. How many times (if any) have you used heroin (smack, horse, skag)?



1. 0	73	88%
2. 1-2	8	10%
3. 3-5	1	1%
4. 6-9	0	0%
5. 10-19	0	0%
6. 20-39	0	0%
7. 40+	1	1%
Total Responses:	83	
Mean: 1.19	Standard Deviation: 0.74	

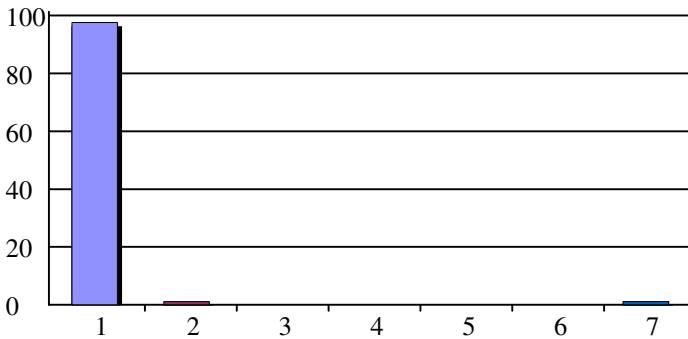
Youth Use

During the last 12 months



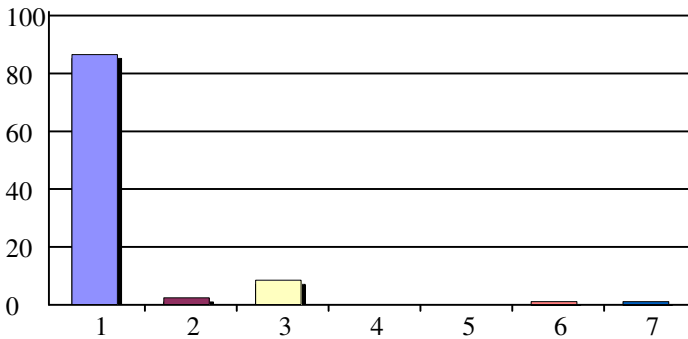
1. 0	80	98%
2. 1-2	2	2%
3. 3-5	0	0%
4. 6-9	0	0%
5. 10-19	0	0%
6. 20-39	0	0%
7. 40+	0	0%
Total Responses:	82	
Mean: 1.02	Standard Deviation: 0.16	

During the last 30 days



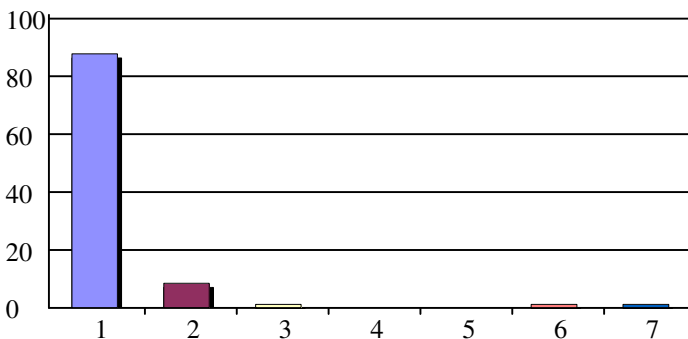
1. 0	81	98%
2. 1-2	1	1%
3. 3-5	0	0%
4. 6-9	0	0%
5. 10-19	0	0%
6. 20-39	0	0%
7. 40+	1	1%
Total Responses:	83	
Mean: 1.08	Standard Deviation: 0.67	

19. How many times (if any) have you taken narcotics (opium, codeine, paragoric, demerol, percodan, oxycodone, oxycontin demerol, darvon other than heroin on your own - that is, without a doctor telling you to take them?)



1. 0	71	87%
2. 1-2	2	2%
3. 3-5	7	9%
4. 6-9	0	0%
5. 10-19	0	0%
6. 20-39	1	1%
7. 40+	1	1%
Total Responses:	82	
Mean: 1.33	Standard Deviation: 1.01	

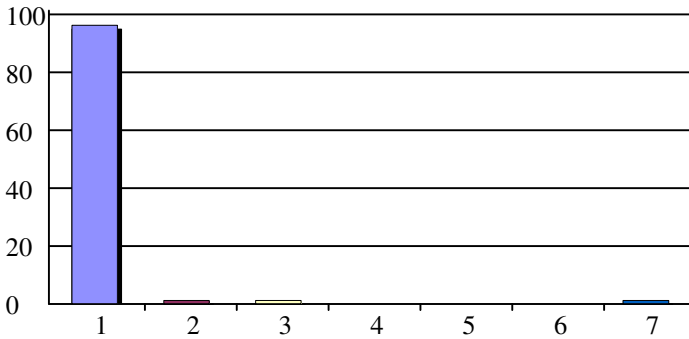
During the last 12 months



1. 0	72	88%
2. 1-2	7	9%
3. 3-5	1	1%
4. 6-9	0	0%
5. 10-19	0	0%
6. 20-39	1	1%
7. 40+	1	1%
Total Responses:	82	
Mean: 1.24	Standard Deviation: 0.91	

Youth Use

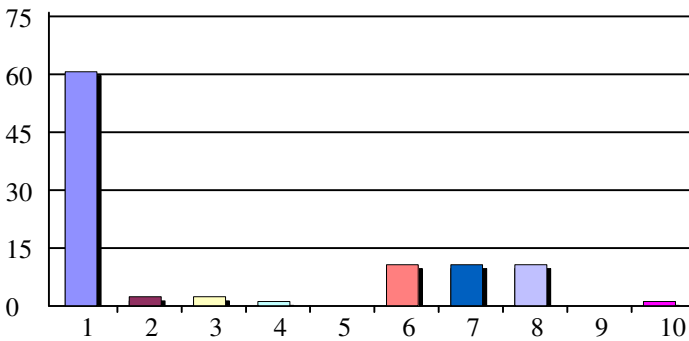
During the last 30 days



1. 0	79	96%
2. 1-2	1	1%
3. 3-5	1	1%
4. 6-9	0	0%
5. 10-19	0	0%
6. 20-39	0	0%
7. 40+	1	1%
Total Responses:	82	
Mean: 1.11	Standard Deviation: 0.70	

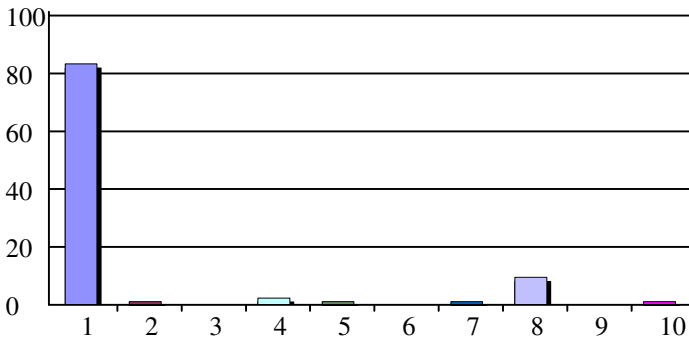
20. What grade were you in when you FIRST tried? Choose one for each line.

Cigarettes



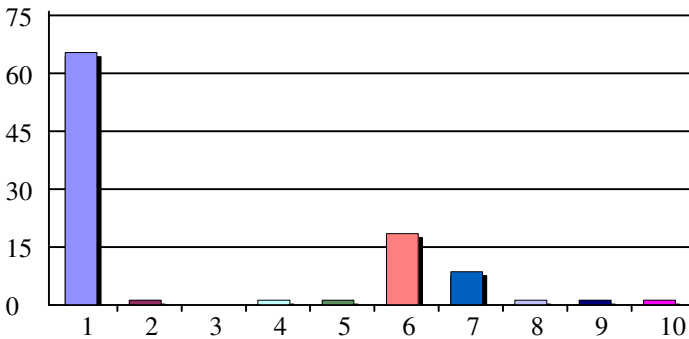
1. Never	51	61%
2. 1st	2	2%
3. 2nd	2	2%
4. 3rd	1	1%
5. 4th	0	0%
6. 5th	9	11%
7. 6th	9	11%
8. 7th	9	11%
9. 8th	0	0%
10. 9th or Higher	1	1%
Total Responses:	84	
Mean: 3.14	Standard Deviation: 2.91	

Smokeless tobacco (snuff, plug or chewing tobacco)



1. Never	70	83%
2. 1st	1	1%
3. 2nd	0	0%
4. 3rd	2	2%
5. 4th	1	1%
6. 5th	0	0%
7. 6th	1	1%
8. 7th	8	10%
9. 8th	0	0%
10. 9th or Higher	1	1%
Total Responses:	84	
Mean: 1.98	Standard Deviation: 2.36	

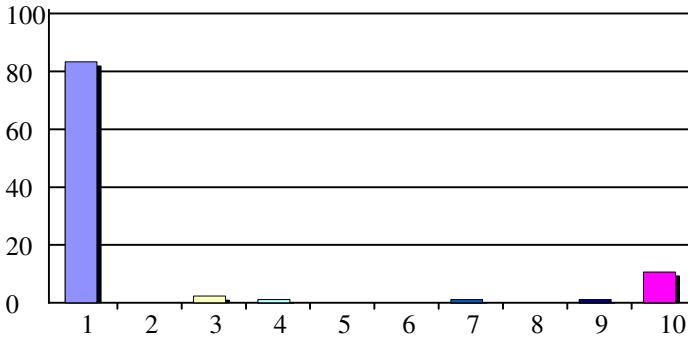
An alcoholic drink (more than a few sips)



1. Never	53	65%
2. 1st	1	1%
3. 2nd	0	0%
4. 3rd	1	1%
5. 4th	1	1%
6. 5th	15	19%
7. 6th	7	9%
8. 7th	1	1%
9. 8th	1	1%
10. 9th or Higher	1	1%
Total Responses:	81	
Mean: 2.84	Standard Deviation: 2.68	

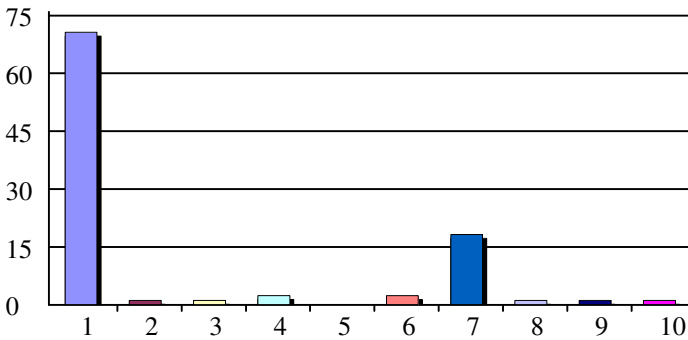
Youth Use

Anabolic steroids (roids, puffers)



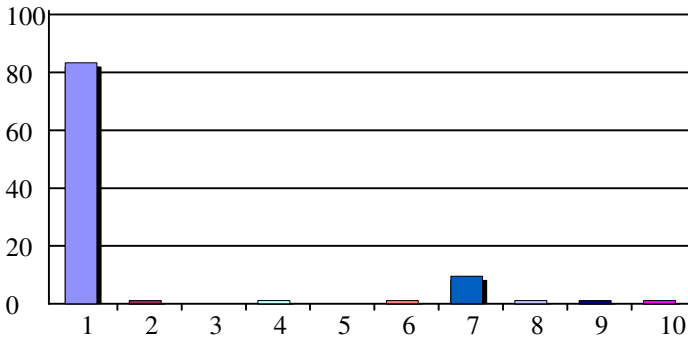
1. Never	70	83%
2. 1st	0	0%
3. 2nd	2	2%
4. 3rd	1	1%
5. 4th	0	0%
6. 5th	0	0%
7. 6th	1	1%
8. 7th	0	0%
9. 8th	1	1%
10. 9th or Higher	9	11%
Total Responses:	84	
Mean: 2.21	Standard Deviation: 2.95	

Marijuana or hashish



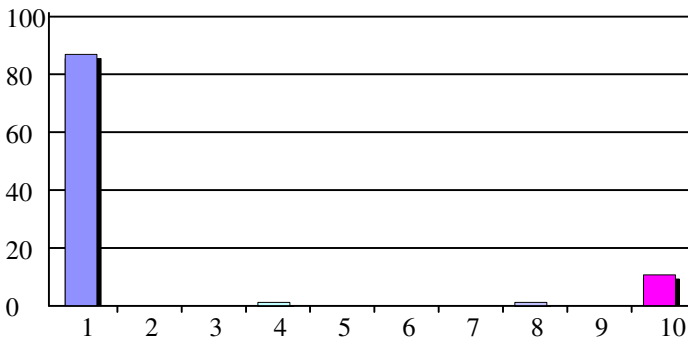
1. Never	58	71%
2. 1st	1	1%
3. 2nd	1	1%
4. 3rd	2	2%
5. 4th	0	0%
6. 5th	2	2%
7. 6th	15	18%
8. 7th	1	1%
9. 8th	1	1%
10. 9th or Higher	1	1%
Total Responses:	82	
Mean: 2.62	Standard Deviation: 2.70	

Inhalants (glue, aerosold, poppers, amyl nitrite)



1. Never	70	83%
2. 1st	1	1%
3. 2nd	0	0%
4. 3rd	1	1%
5. 4th	0	0%
6. 5th	1	1%
7. 6th	8	10%
8. 7th	1	1%
9. 8th	1	1%
10. 9th or Higher	1	1%
Total Responses:	84	
Mean: 1.96	Standard Deviation: 2.30	


MDMA ("ecstasy")



1. Never	73	87%
2. 1st	0	0%
3. 2nd	0	0%
4. 3rd	1	1%
5. 4th	0	0%
6. 5th	0	0%
7. 6th	0	0%
8. 7th	1	1%
9. 8th	0	0%
10. 9th or Higher	9	11%
Total Responses:	84	
Mean: 2.08	Standard Deviation: 2.88	

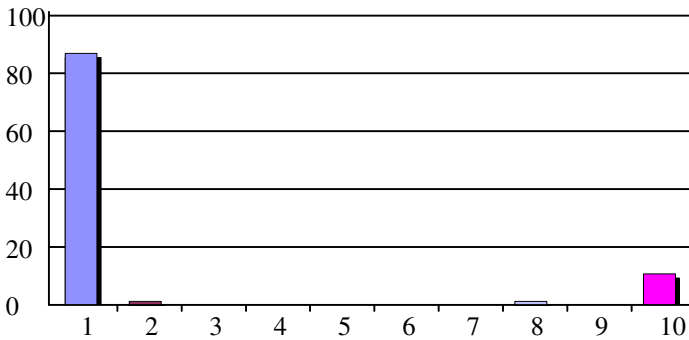
Youth Use

Ketamine ("special K")



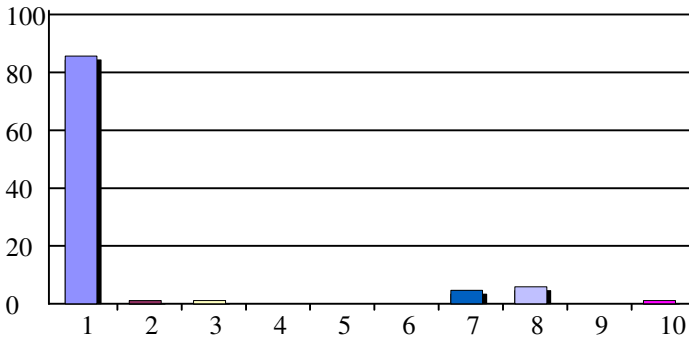
1. Never	81	96%
2. 1st	1	1%
3. 2nd	0	0%
4. 3rd	0	0%
5. 4th	0	0%
6. 5th	0	0%
7. 6th	0	0%
8. 7th	1	1%
9. 8th	0	0%
10. 9th or Higher	1	1%
Total Responses:	84	
Mean: 1.20	Standard Deviation: 1.24	

Amphetamines (speed, uppers, crystal meth, crank)



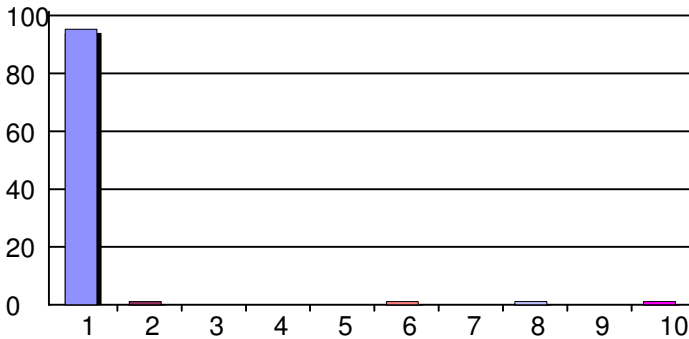
1. Never	73	87%
2. 1st	1	1%
3. 2nd	0	0%
4. 3rd	0	0%
5. 4th	0	0%
6. 5th	0	0%
7. 6th	0	0%
8. 7th	1	1%
9. 8th	0	0%
10. 9th or Higher	9	11%
Total Responses:	84	
Mean: 2.06	Standard Deviation: 2.87	

Dextromethorphan (DxM)



1. Never	72	86%
2. 1st	1	1%
3. 2nd	1	1%
4. 3rd	0	0%
5. 4th	0	0%
6. 5th	0	0%
7. 6th	4	5%
8. 7th	5	6%
9. 8th	0	0%
10. 9th or Higher	1	1%
Total Responses:	84	
Mean: 1.85	Standard Deviation: 2.24	

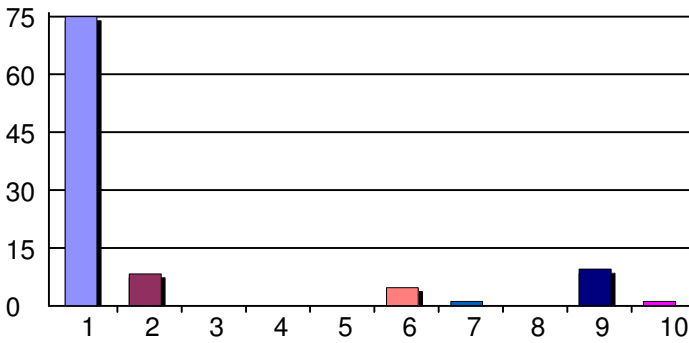
Rohypnol ("roofie")



1. Never	80	95%
2. 1st	1	1%
3. 2nd	0	0%
4. 3rd	0	0%
5. 4th	0	0%
6. 5th	1	1%
7. 6th	0	0%
8. 7th	1	1%
9. 8th	0	0%
10. 9th or Higher	1	1%
Total Responses:	84	
Mean: 1.26	Standard Deviation: 1.35	

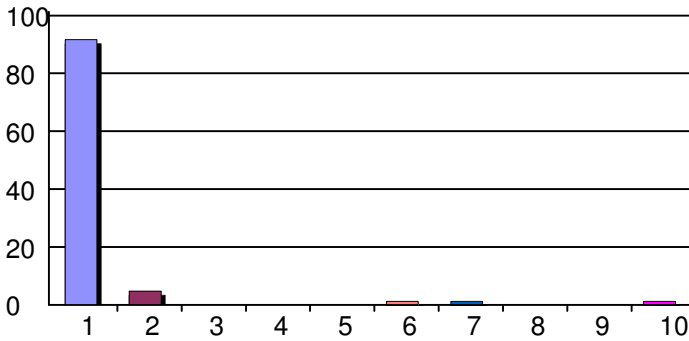
Youth Use

Tranquilizers (Xanax, Clonopin, Valium, Miltown)



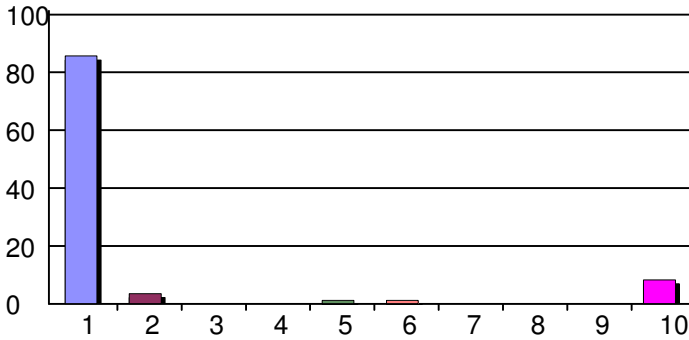
1. Never	63	75%
2. 1st	7	8%
3. 2nd	0	0%
4. 3rd	0	0%
5. 4th	0	0%
6. 5th	4	5%
7. 6th	1	1%
8. 7th	0	0%
9. 8th	8	10%
10. 9th or Higher	1	1%
Total Responses:	84	
Mean: 2.26	Standard Deviation: 2.69	

Crack cocaine



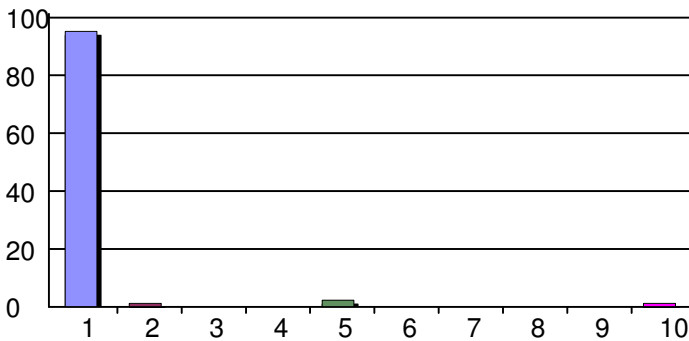
1. Never	77	92%
2. 1st	4	5%
3. 2nd	0	0%
4. 3rd	0	0%
5. 4th	0	0%
6. 5th	1	1%
7. 6th	1	1%
8. 7th	0	0%
9. 8th	0	0%
10. 9th or Higher	1	1%
Total Responses:	84	
Mean: 1.29	Standard Deviation: 1.29	

Cocaine (other than crack)



1. Never	72	86%
2. 1st	3	4%
3. 2nd	0	0%
4. 3rd	0	0%
5. 4th	1	1%
6. 5th	1	1%
7. 6th	0	0%
8. 7th	0	0%
9. 8th	0	0%
10. 9th or Higher	7	8%
Total Responses:	84	
Mean: 1.89	Standard Deviation: 2.56	

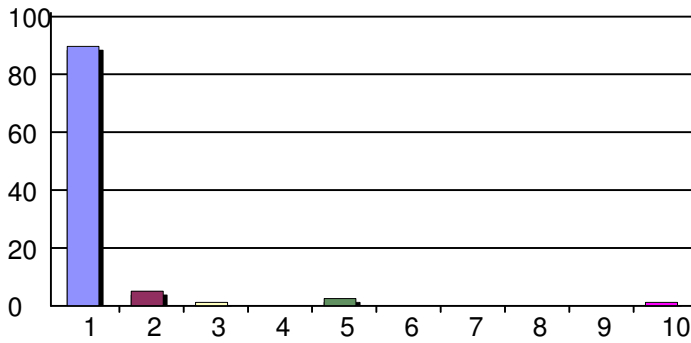
Heroin (smack, horse, skag)



1. Never	80	95%
2. 1st	1	1%
3. 2nd	0	0%
4. 3rd	0	0%
5. 4th	2	2%
6. 5th	0	0%
7. 6th	0	0%
8. 7th	0	0%
9. 8th	0	0%
10. 9th or Higher	1	1%
Total Responses:	84	
Mean: 1.21	Standard Deviation: 1.15	

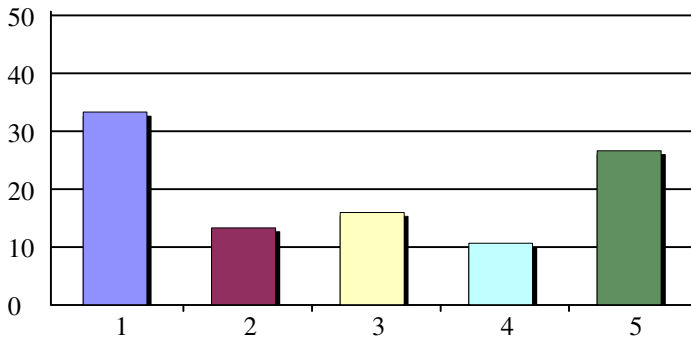
Youth Use

Any narcotic other than heroin (opium, codeine, paragoric, demorol, percodan, oxycodone, oxycontin darvon)



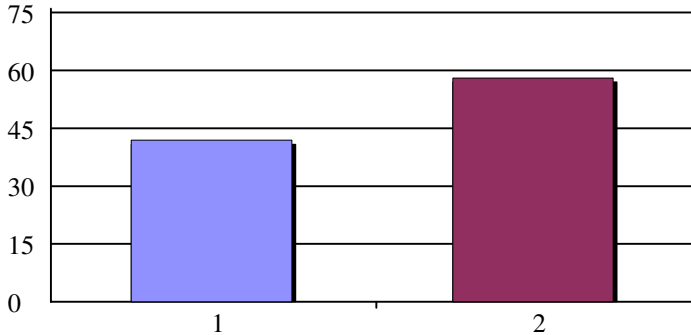
1. Never	70	90%
2. 1st	4	5%
3. 2nd	1	1%
4. 3rd	0	0%
5. 4th	2	3%
6. 5th	0	0%
7. 6th	0	0%
8. 7th	0	0%
9. 8th	0	0%
10. 9th or Higher	1	1%
Total Responses:	78	
Mean: 1.29	Standard Deviation: 1.22	

21. How difficult do you think it is for someone your age to obtain help in dealing with a drug problem? Choose one.



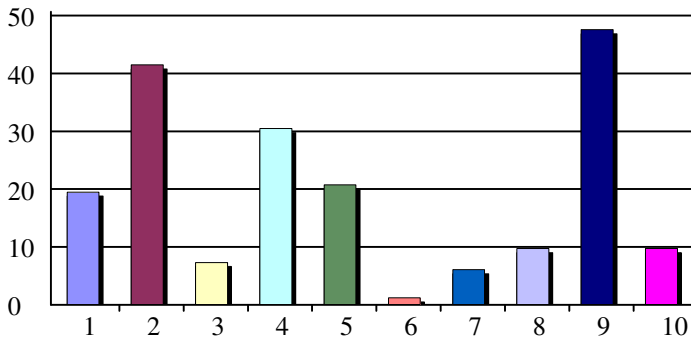
1. Very Difficult	25	33%
2. Fairly Difficult	10	13%
3. Fairly Easy	12	16%
4. Very easy	8	11%
5. Don't know	20	27%
Total Responses:	75	
Mean: 2.84	Standard Deviation: 1.63	

22. Would you be willing to take a simple lab test to show that you don't use drugs?



1. Yes	26	42%
2. No	36	58%
Total Responses:	62	
Mean: 1.58	Standard Deviation: 0.50	

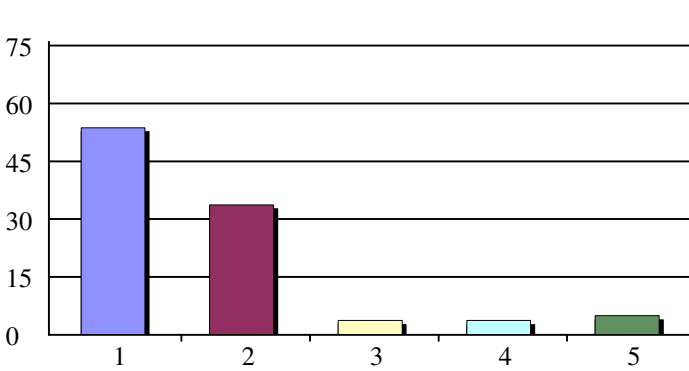
23. Where do you get most of your information about the effects that drugs have on the people that use them?



1. Teachers or Counselors	16	20%
2. Friends, Brothers or Sisters	34	41%
3. Your Doctor	6	7%
4. Your Parents	25	30%
5. Other Family Adults	17	21%
6. Police	1	1%
7. Newspapers or Magazines	5	6%
8. Books	8	10%
9. Radio or TV	39	48%
10. Don't Know	8	10%
Total Responses:	82	

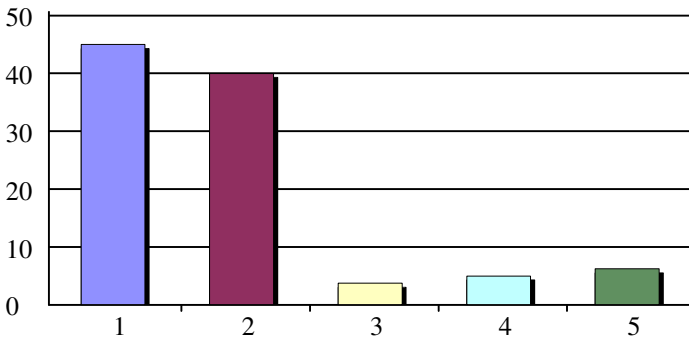
Youth Use

24. What level of influence have the following sources had on your decisions to not use drugs?



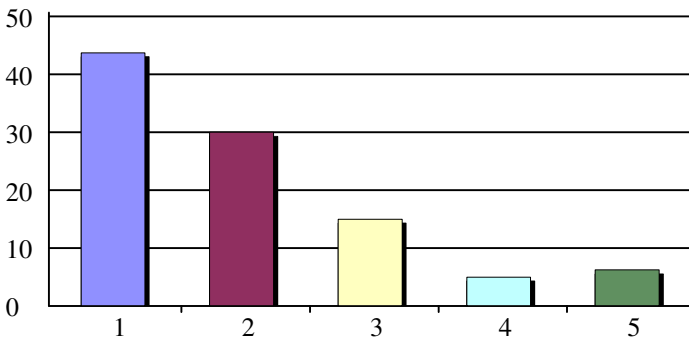
1. None	43	54%
2. Some	27	34%
3. Great	3	4%
4. Very Great	3	4%
5. Can't Say	4	5%
Total Responses:	80	
Mean: 1.72	Standard Deviation: 1.06	

Brothers, Sisters



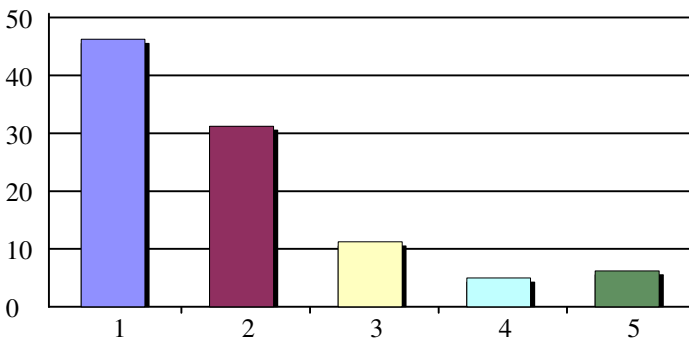
1. None	36	45%
2. Some	32	40%
3. Great	3	4%
4. Very Great	4	5%
5. Can't Say	5	6%
Total Responses:	80	
Mean: 1.88	Standard Deviation: 1.12	

Teachers, Counselors



1. None	35	44%
2. Some	24	30%
3. Great	12	15%
4. Very Great	4	5%
5. Can't Say	5	6%
Total Responses:	80	
Mean: 2.00	Standard Deviation: 1.17	

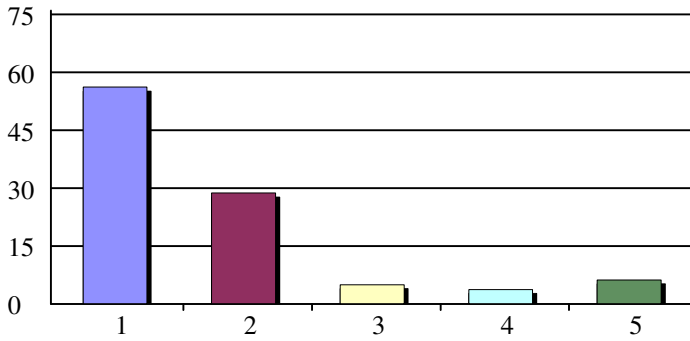
D.A.R.E. program



1. None	37	46%
2. Some	25	31%
3. Great	9	11%
4. Very Great	4	5%
5. Can't Say	5	6%
Total Responses:	80	
Mean: 1.94	Standard Deviation: 1.16	

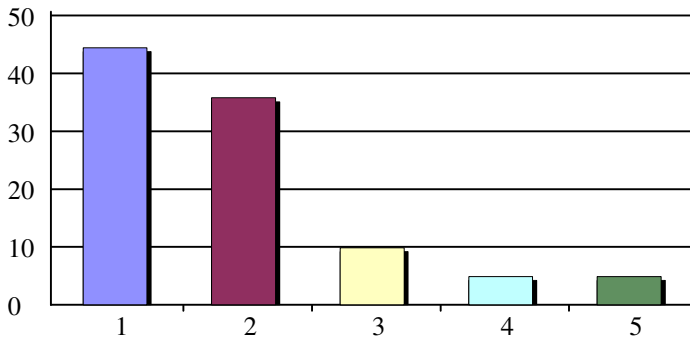
Youth Use

Police Officers



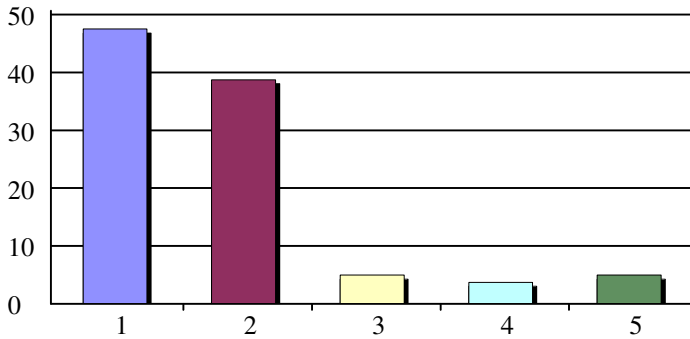
1. None	45	56%
2. Some	23	29%
3. Great	4	5%
4. Very Great	3	4%
5. Can't Say	5	6%
Total Responses:	80	
Mean: 1.75	Standard Deviation: 1.13	

Parents



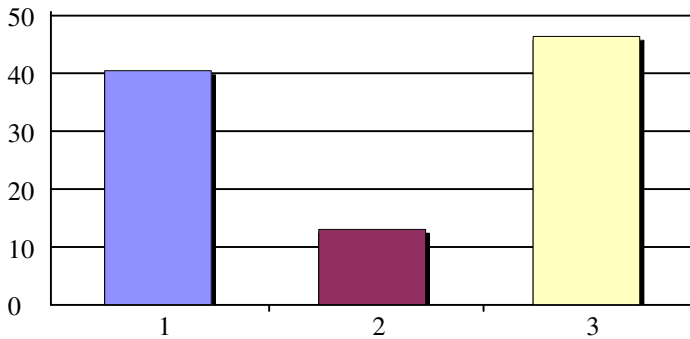
1. None	36	44%
2. Some	29	36%
3. Great	8	10%
4. Very Great	4	5%
5. Can't Say	4	5%
Total Responses:	81	
Mean: 1.90	Standard Deviation: 1.09	

Anti-drug Commercials on Television



1. None	38	48%
2. Some	31	39%
3. Great	4	5%
4. Very Great	3	4%
5. Can't Say	4	5%
Total Responses:	80	
Mean: 1.80	Standard Deviation: 1.05	

25. How worried are you that you will be injured by another student at school?

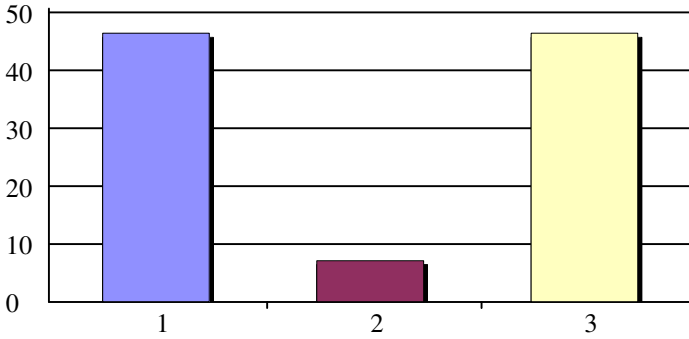


1. I never worry about that.	34	40%
2. I worry about that a little.	11	13%
3. I worry about that a lot.	39	46%
Total Responses:	84	
Mean: 2.06	Standard Deviation: 0.94	

Youth Use

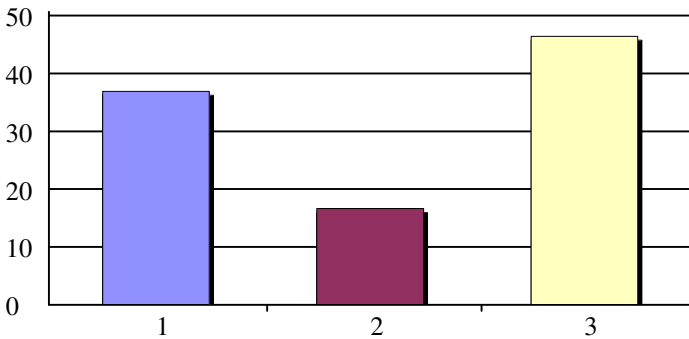
26. How worried are you that you will be injured by someone while you are outside in your neighborhood?

1. I never worry about that.	39	46%
2. I worry about that a little.	6	7%
3. I worry about that a lot.	39	46%
Total Responses:	84	
Mean: 2.00	Standard Deviation: 0.97	



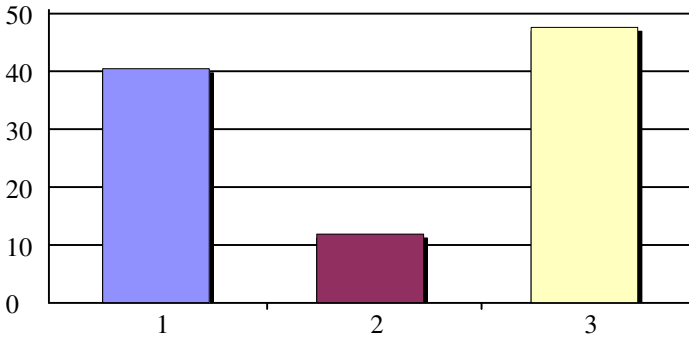
27. How worried are you that you will be injured by someone when you go out in public, such as to the beach, to a mall, or to a game or concert?

1. I never worry about that.	31	37%
2. I worry about that a little.	14	17%
3. I worry about that a lot.	39	46%
Total Responses:	84	
Mean: 2.10	Standard Deviation: 0.91	



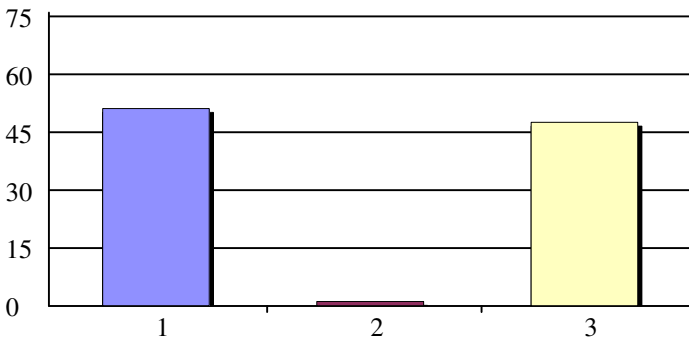
28. How worried are you that you will be injured by an adult, either in your home or in your neighborhood?

1. I never worry about that.	34	40%
2. I worry about that a little.	10	12%
3. I worry about that a lot.	40	48%
Total Responses:	84	
Mean: 2.07	Standard Deviation: 0.94	



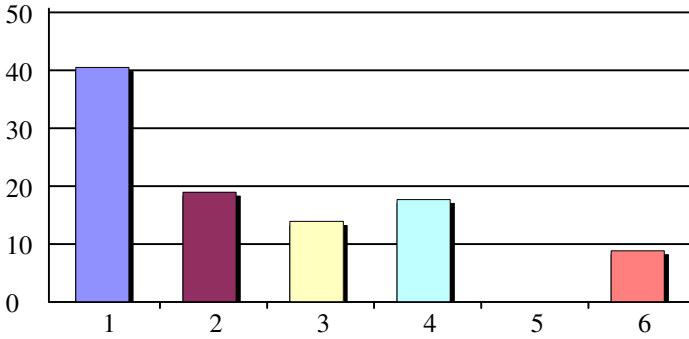
29. How worried are you that you will be injured by a gun?

1. I never worry about that.	43	51%
2. I worry about that a little.	1	1%
3. I worry about that a lot.	40	48%
Total Responses:	84	
Mean: 1.96	Standard Deviation: 1.00	



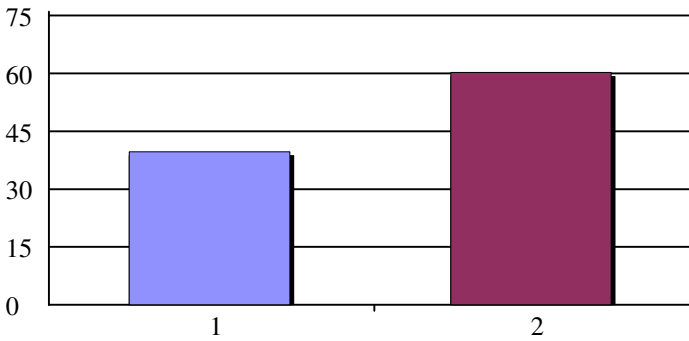
Youth Use

30. What is your race? Choose one.



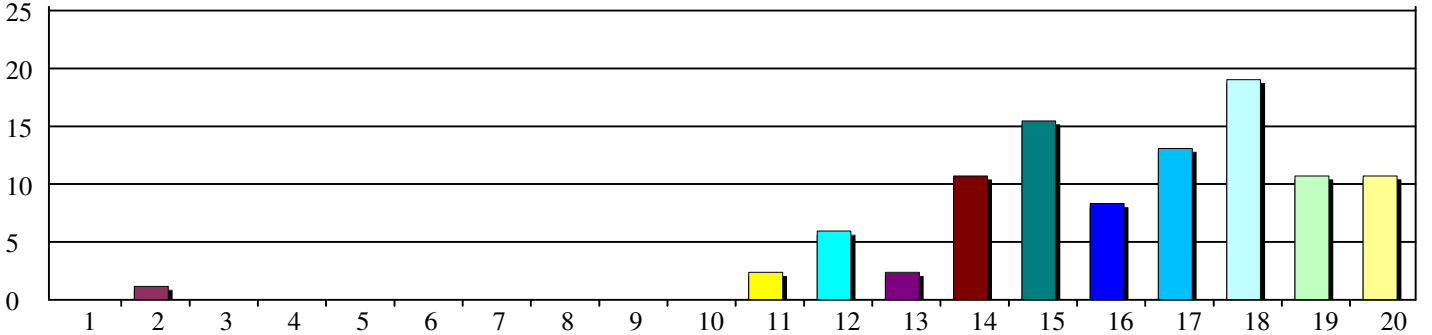
1. White	32	41%
2. Black	15	19%
3. Brown, Mulatto (White + Black)	11	14%
4. Mixed Race (White + Native)	14	18%
5. Yellow, Oriental	0	0%
6. Other race group, (specify below)	7	9%
Total Responses:	79	
Mean: 2.44 Standard Deviation: 1.58		

31. What is your sex? Choose one.



1. Male	29	40%
2. Female	44	60%
Total Responses:	73	
Mean: 1.60 Standard Deviation: 0.49		

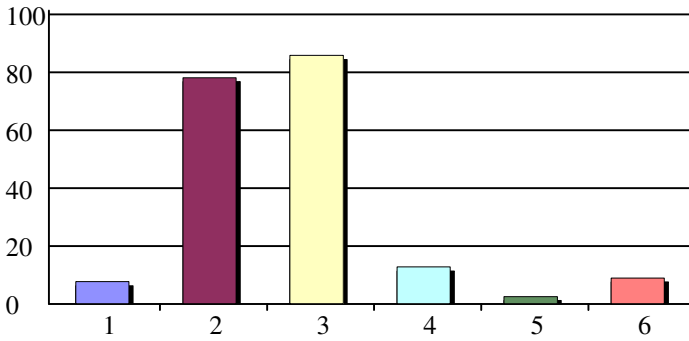
32. How old were you on your last birthday?



1. 1	0	0%	11. 11	2	2%
2. 2	1	1%	12. 12	5	6%
3. 3	0	0%	13. 13	2	2%
4. 4	0	0%	14. 14	9	11%
5. 5	0	0%	15. 15	13	15%
6. 6	0	0%	16. 16	7	8%
7. 7	0	0%	17. 17	11	13%
8. 8	0	0%	18. 18	16	19%
9. 9	0	0%	19. 19	9	11%
10. 10	0	0%	20. 20 or more	9	11%
Total Responses:			84		
Mean: 16.30 Standard Deviation: 2.87					

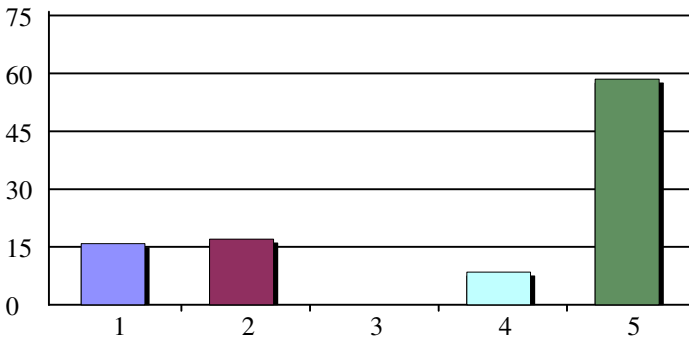
Youth Use

33. Which of the following people live in the same household with you? Choose all that apply.



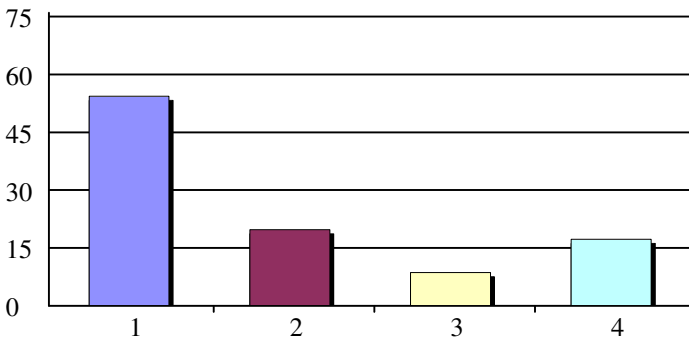
1. I live alone	6	8%
2. Father (or male guardian)	61	78%
3. Mother (or female guardian)	67	86%
4. Other relative(s)	10	13%
5. Non-relative(s)	2	3%
6. Grandparent(s)	7	9%
Total Responses:	78	

34. What is your religious preference? Choose one



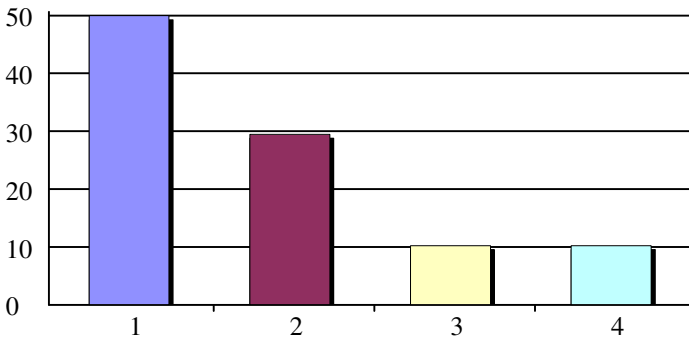
1. Protestant	13	16%
2. Roman Catholic	14	17%
3. Jewish	0	0%
4. Other Religion	7	9%
5. None	48	59%
Total Responses:	82	
Mean: 3.77	Standard Deviation: 1.64	

35. How often do you attend religious services? Choose one



1. Never	44	54%
2. Rarely	16	20%
3. Once or twice a month	7	9%
4. About once a week or more	14	17%
Total Responses:	81	
Mean: 1.89	Standard Deviation: 1.15	

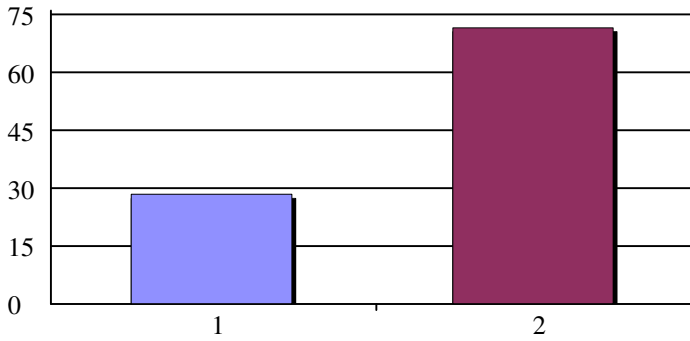
36. How important is religion in your life? Choose One



1. Not important	39	50%
2. A little important	23	29%
3. Pretty important	8	10%
4. Very important	8	10%
Total Responses:	78	
Mean: 1.81	Standard Deviation: 0.99	

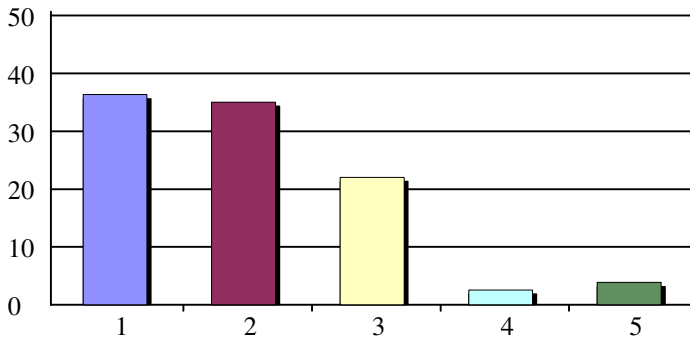
Youth Use

37. Have you changed homes in the past year?



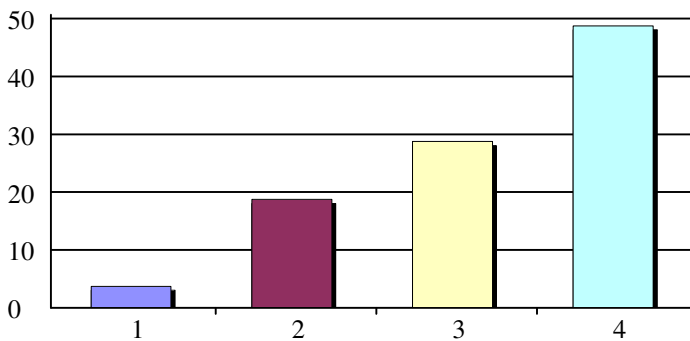
1. Yes	23	28%
2. No	58	72%
Total Responses:	81	
Mean: 1.72	Standard Deviation: 0.45	

38. How many times have you changed homes in the last 10 years?



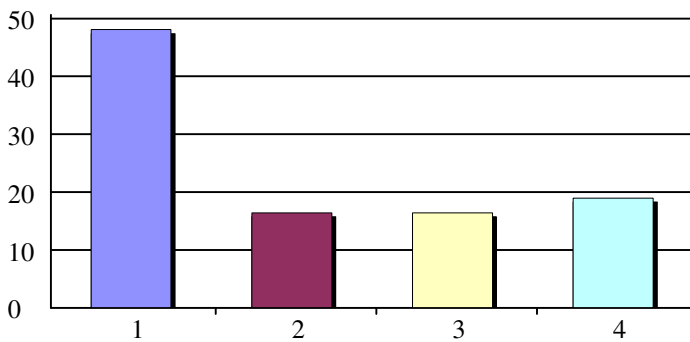
1. Never	28	36%
2. 1 or 2 times	27	35%
3. 3 or 4 times	17	22%
4. 5 or 6 times	2	3%
5. 7 or more times	3	4%
Total Responses:	77	
Mean: 2.03	Standard Deviation: 1.03	

39. The rules in my family are clear.



1. NO!	3	4%
2. no	15	19%
3. yes	23	29%
4. YES!	39	49%
Total Responses:	80	
Mean: 3.22	Standard Deviation: 0.89	

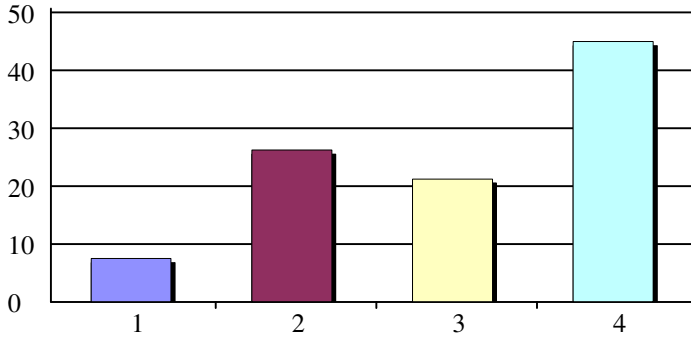
40. People in my family often insult or yell at each other.



1. NO!	38	48%
2. no	13	16%
3. yes	13	16%
4. YES!	15	19%
Total Responses:	79	
Mean: 2.06	Standard Deviation: 1.19	

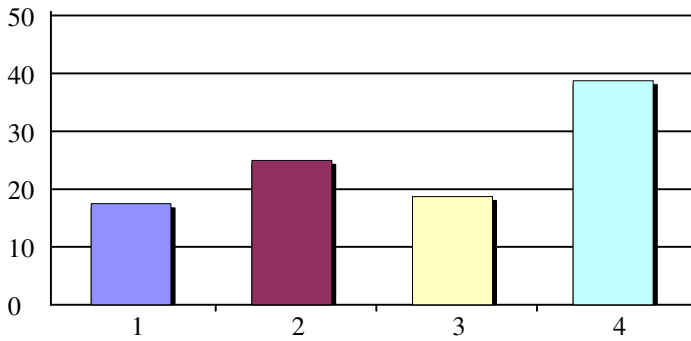
Youth Use

41. When I am not home, one of my parents knows where I am and who I am with.



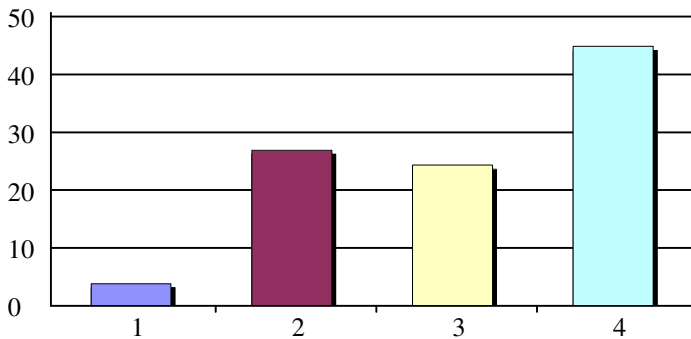
1. NO! 6 8%
 2. no 21 26%
 3. yes 17 21%
 4. YES! 36 45%
 Total Responses: 80
 Mean: 3.04 Standard Deviation: 1.01

42. We argue about the same things in my family over and over.



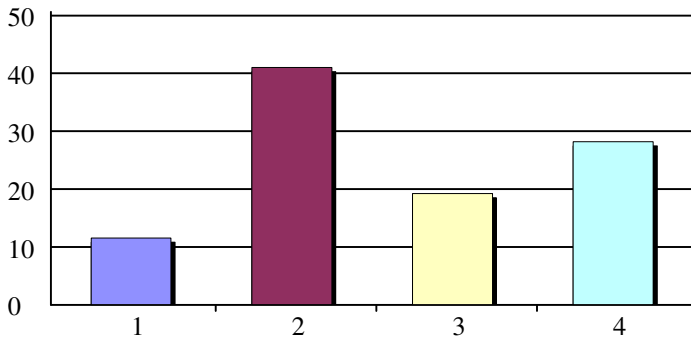
1. NO! 14 18%
 2. no 20 25%
 3. yes 15 19%
 4. YES! 31 39%
 Total Responses: 80
 Mean: 2.79 Standard Deviation: 1.14

43. My family has clear rules about alcohol and drug use.



1. NO! 3 4%
 2. no 21 27%
 3. yes 19 24%
 4. YES! 35 45%
 Total Responses: 78
 Mean: 3.10 Standard Deviation: 0.93

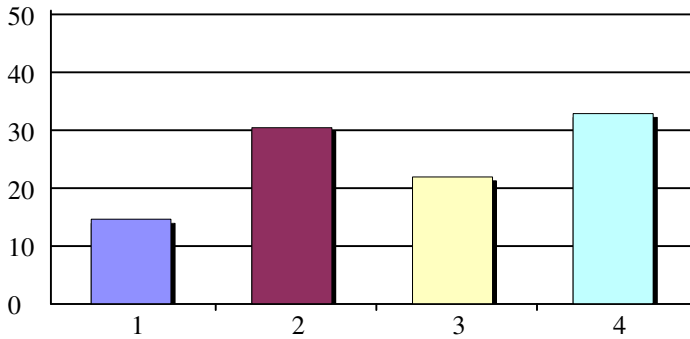
44. My parents notice when I am doing a good job and let me know about it.



1. Never / Almost Never 9 12%
 2. Sometimes 32 41%
 3. Often 15 19%
 4. All the time 22 28%
 Total Responses: 78
 Mean: 2.64 Standard Deviation: 1.02

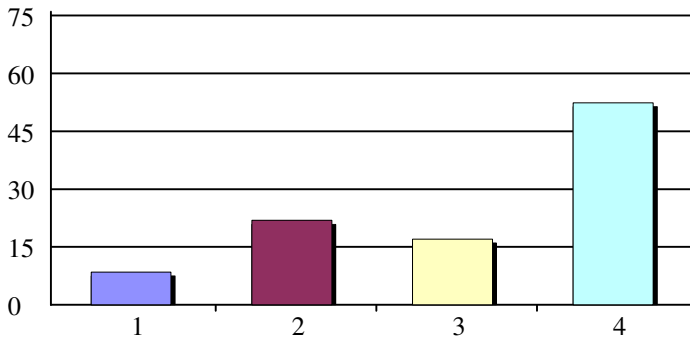
Youth Use

45. How often do your parents tell you they're proud of you for something you've done?



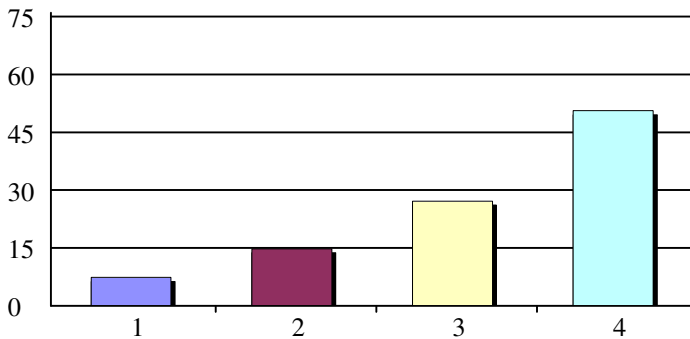
1. Never / Almost Never	12	15%
2. Sometimes	25	30%
3. Often	18	22%
4. All the time	27	33%
Total Responses:	82	
Mean: 2.73	Standard Deviation: 1.08	

46. Do you feel very close to your mother?



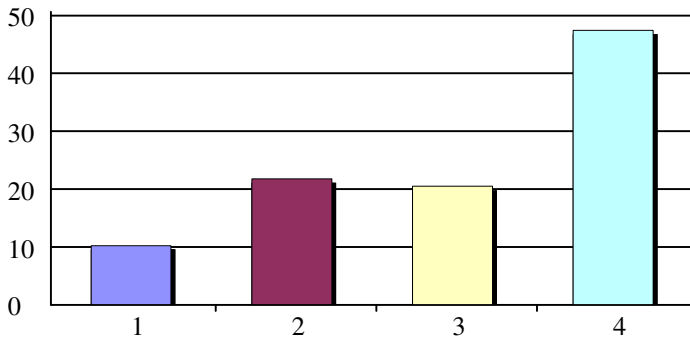
1. NO!	7	9%
2. no	18	22%
3. yes	14	17%
4. YES!	43	52%
Total Responses:	82	
Mean: 3.13	Standard Deviation: 1.04	

47. Do you share your thoughts and feelings with your mother?



1. NO!	6	7%
2. no	12	15%
3. yes	22	27%
4. YES!	41	51%
Total Responses:	81	
Mean: 3.21	Standard Deviation: 0.96	

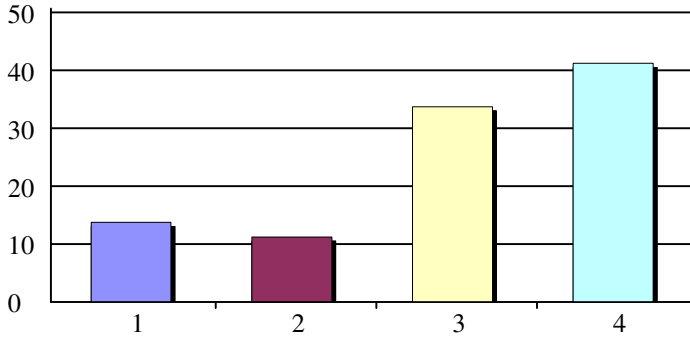
48. My parents ask me what I think before most family decisions affecting me are made



1. NO!	8	10%
2. no	17	22%
3. yes	16	21%
4. YES!	37	47%
Total Responses:	78	
Mean: 3.05	Standard Deviation: 1.06	

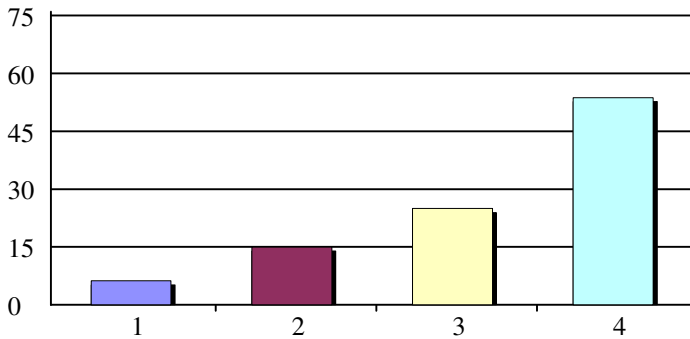
Youth Use

49. Do you share your thoughts and feelings with your father?



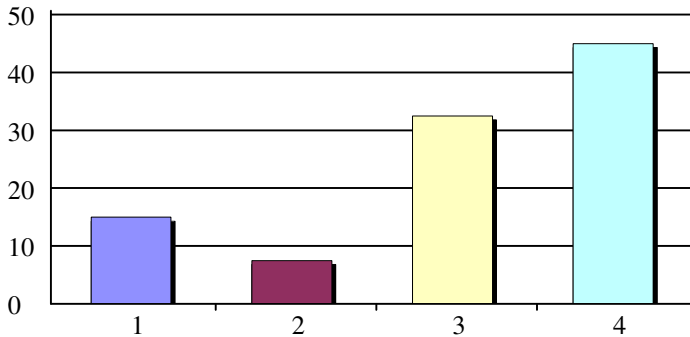
1. NO!	11	14%
2. no	9	11%
3. yes	27	34%
4. YES!	33	41%
Total Responses:	80	
Mean: 3.02	Standard Deviation: 1.04	

50. Do you enjoy spending time with your mother?



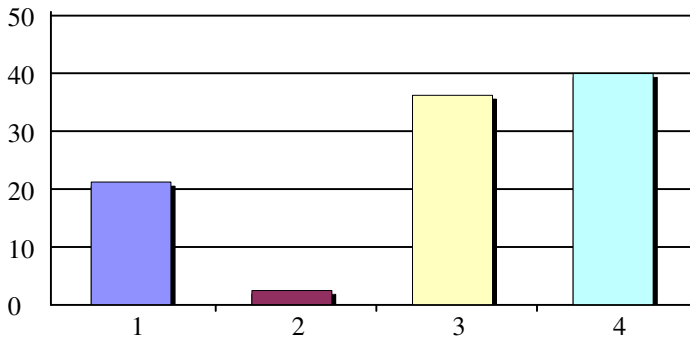
1. NO!	5	6%
2. no	12	15%
3. yes	20	25%
4. YES!	43	54%
Total Responses:	80	
Mean: 3.26	Standard Deviation: 0.94	

51. Do you enjoy spending time with your father?



1. NO!	12	15%
2. no	6	8%
3. yes	26	32%
4. YES!	36	45%
Total Responses:	80	
Mean: 3.08	Standard Deviation: 1.06	

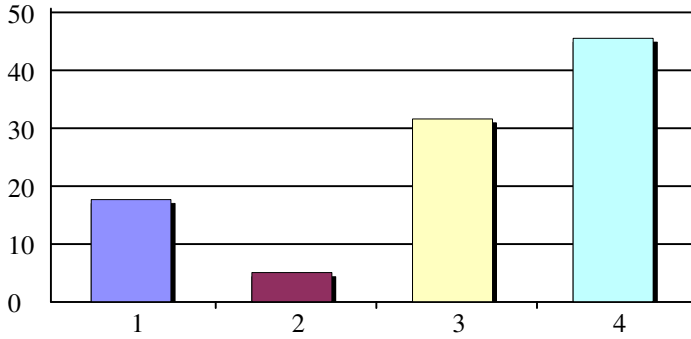
52. If I had a personal problem I could ask my mom or dad for help



1. NO!	17	21%
2. no	2	2%
3. yes	29	36%
4. YES!	32	40%
Total Responses:	80	
Mean: 2.95	Standard Deviation: 1.14	

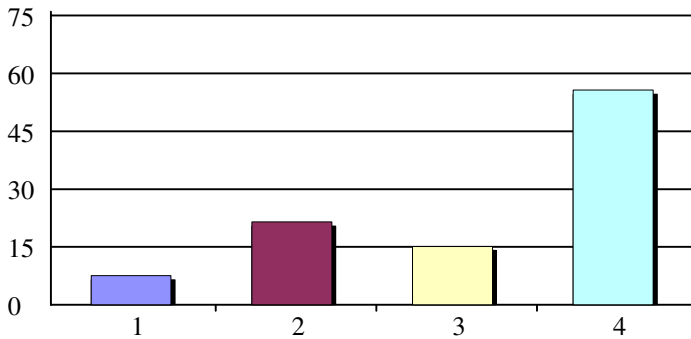
Youth Use

53. Do you feel very close to your father?



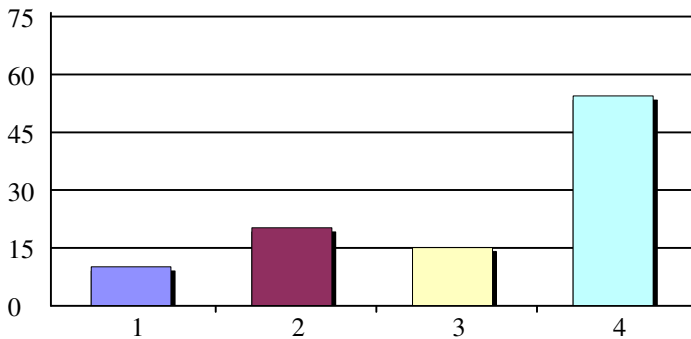
1. NO! 14 18%
 2. no 4 5%
 3. yes 25 32%
 4. YES! 36 46%
 Total Responses: 79
 Mean: 3.05 Standard Deviation: 1.11

54. My parents give me lots of chances to do fun things with them



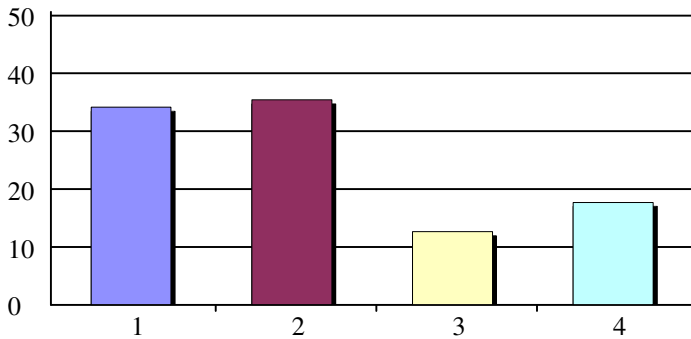
1. NO! 6 8%
 2. no 17 22%
 3. yes 12 15%
 4. YES! 44 56%
 Total Responses: 79
 Mean: 3.19 Standard Deviation: 1.03

55. My parents ask if I've gotten my homework done



1. NO! 8 10%
 2. no 16 20%
 3. yes 12 15%
 4. YES! 43 54%
 Total Responses: 79
 Mean: 3.14 Standard Deviation: 1.07

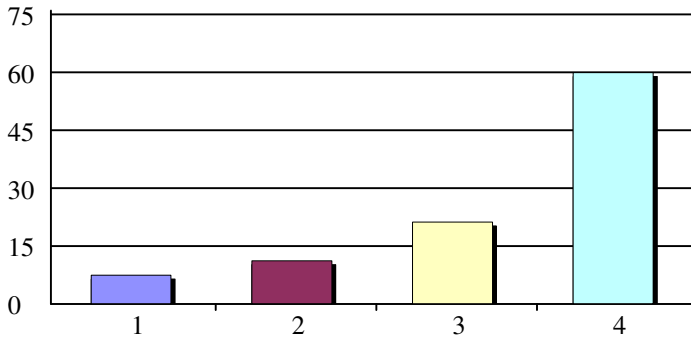
56. People in my family have serious arguments



1. NO! 27 34%
 2. no 28 35%
 3. yes 10 13%
 4. YES! 14 18%
 Total Responses: 79
 Mean: 2.14 Standard Deviation: 1.08

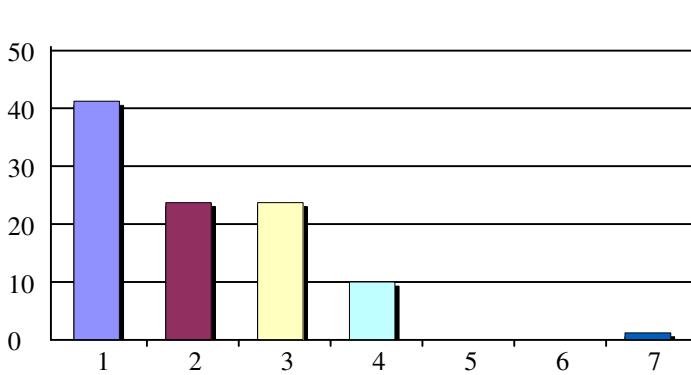
Youth Use

57. Would your parents know if you did not come home on time?



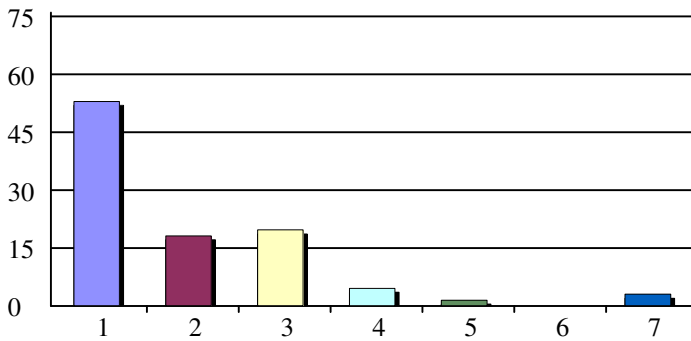
1. NO!	6	8%
2. no	9	11%
3. yes	17	21%
4. YES!	48	60%
Total Responses:	80	
Mean: 3.34	Standard Deviation: 0.95	

58. How many brothers and sisters, including stepbrothers and stepsisters, do you have:



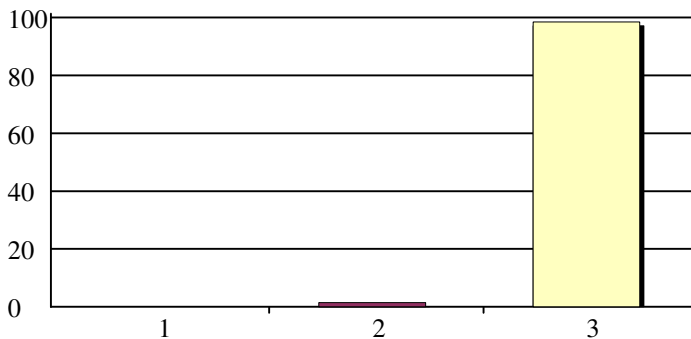
1. 0	33	41%
2. 1	19	24%
3. 2	19	24%
4. 3	8	10%
5. 4	0	0%
6. 5	0	0%
7. 6 or more	1	1%
Total Responses:	80	
Mean: 2.09	Standard Deviation: 1.17	

That are younger than you?



1. 0	35	53%
2. 1	12	18%
3. 2	13	20%
4. 3	3	5%
5. 4	1	2%
6. 5	0	0%
7. 6 or more	2	3%
Total Responses:	66	
Mean: 1.95	Standard Deviation: 1.35	

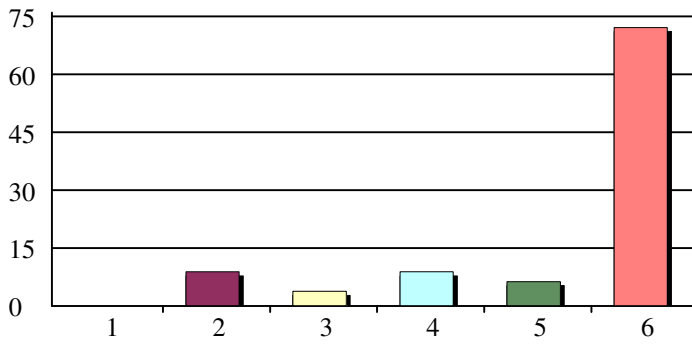
Where are you living now?



1. On a farm	0	0%
2. In the country, not on a farm	1	1%
3. In a city, town, or suburb	67	99%
Total Responses:	68	
Mean: 2.99	Standard Deviation: 0.12	

Youth Use

59. How long have you been living in the United States?



1. Less than 1 year	0	0%
2. 1 to 2 years	7	9%
3. 2 to 3 years	3	4%
4. 3 to 4 years	7	9%
5. 4 to 5 years	5	6%
6. More than 5 years	57	72%
Total Responses:	79	
Mean: 5.29	Standard Deviation: 1.30	